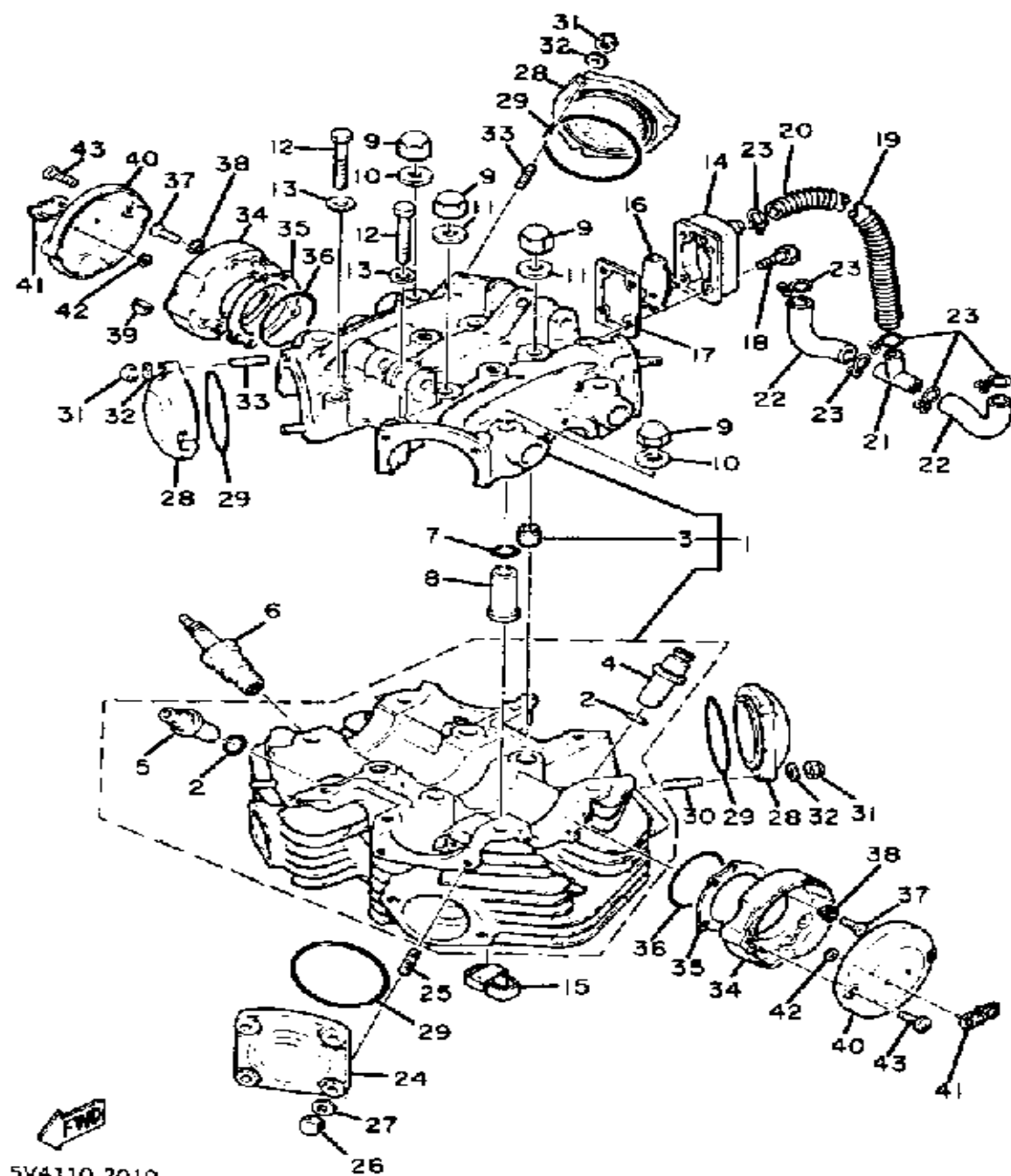


YAMAHA

GENUINE

PARTS CATALOGUE

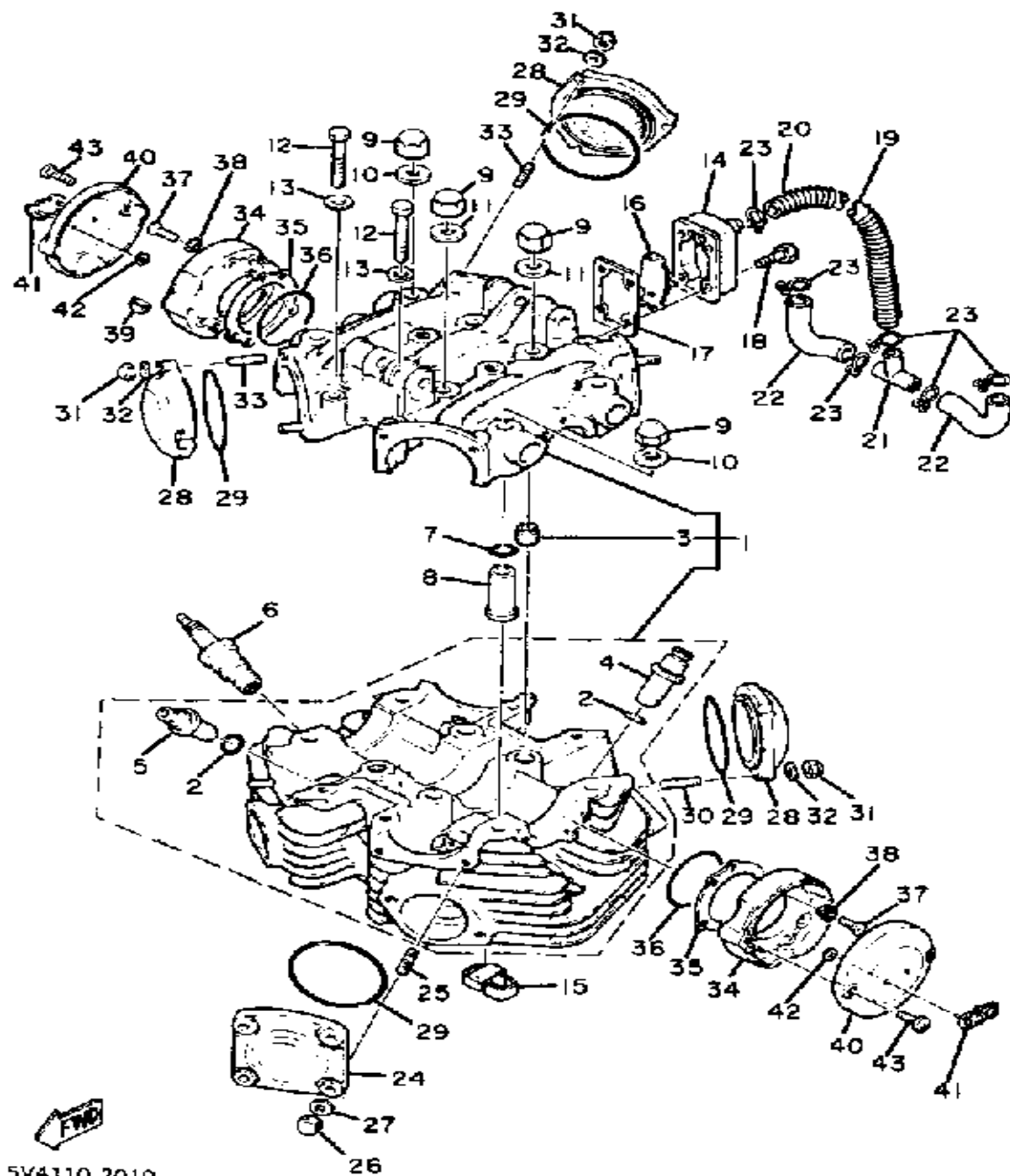
MOTORCYCLE



CYLINDER HEAD

Ref. No.	Part Number	Description	Qty	Remarks
1	(5V4-11101-00-00)	CYLINDER HEAD ASSEMBLY .	1	
2	93210-15151-00	. O-RING	4	
3	99530-14016-00	. PIN, DOWEL	2	
4	341-11133-11-00	. GDE, INTK VLV 1 O/S	2	
5	341-11134-11-00	GDE, EXST VLV 1 O/S	2	
6	NGK-BP7ES-00-00	PLUG, SPARK (NGK BP-7ES) .	2	
7	93210-12152-00	O-RING	4	
8	256-11199-00-00	SLEEVE, CYLINDER HD COVR	4	
9	90176-10008-00	NUT, CROWN	8	
10	90210-10004-00	WASHER, SEAL	4	
11	90201-10131-00	WASHER, PLATE	4	
12	97013-08060-00	BOLT (663)	4	
13	92901-08600-00	WASHER	4	
14	3G1-11168-01-00	COVER, BREATHER	1	
15	(447-11135-00-00)	PLATE, BREATHER 3	1	
16	3G1-11165-00-00	PLATE, BREATHER	1	
17	256-11169-01-00	GASKET, BRTHR COVER	1	
18	91316-06025-00	BOLT	4	
19	90445-16416-00	HOSE	1	
20	90501-08545-00	SPRING, COMPRESSION	1	
21	90413-13006-00	WAY, 3	1	
22	3G1-11166-00-00	PIPE, BREATHER 1	2	
23	90467-14015-00	CLIP	6	
24	447-11185-00-00	CVR, CYLINDER HD SIDE 1 ...	1	
25	90116-08150-00	BOLT, STUD	4	
26	95303-08800-00	NUT (CROWN) (95301-08800) .	4	
27	92901-08600-00	WASHER	4	
28	447-11186-00-00	COVER, CYLINDER.HEAD 2 ..	3	
29	93210-62451-00	O-RING	4	

CONTINUED ON NEXT FRAME ➤



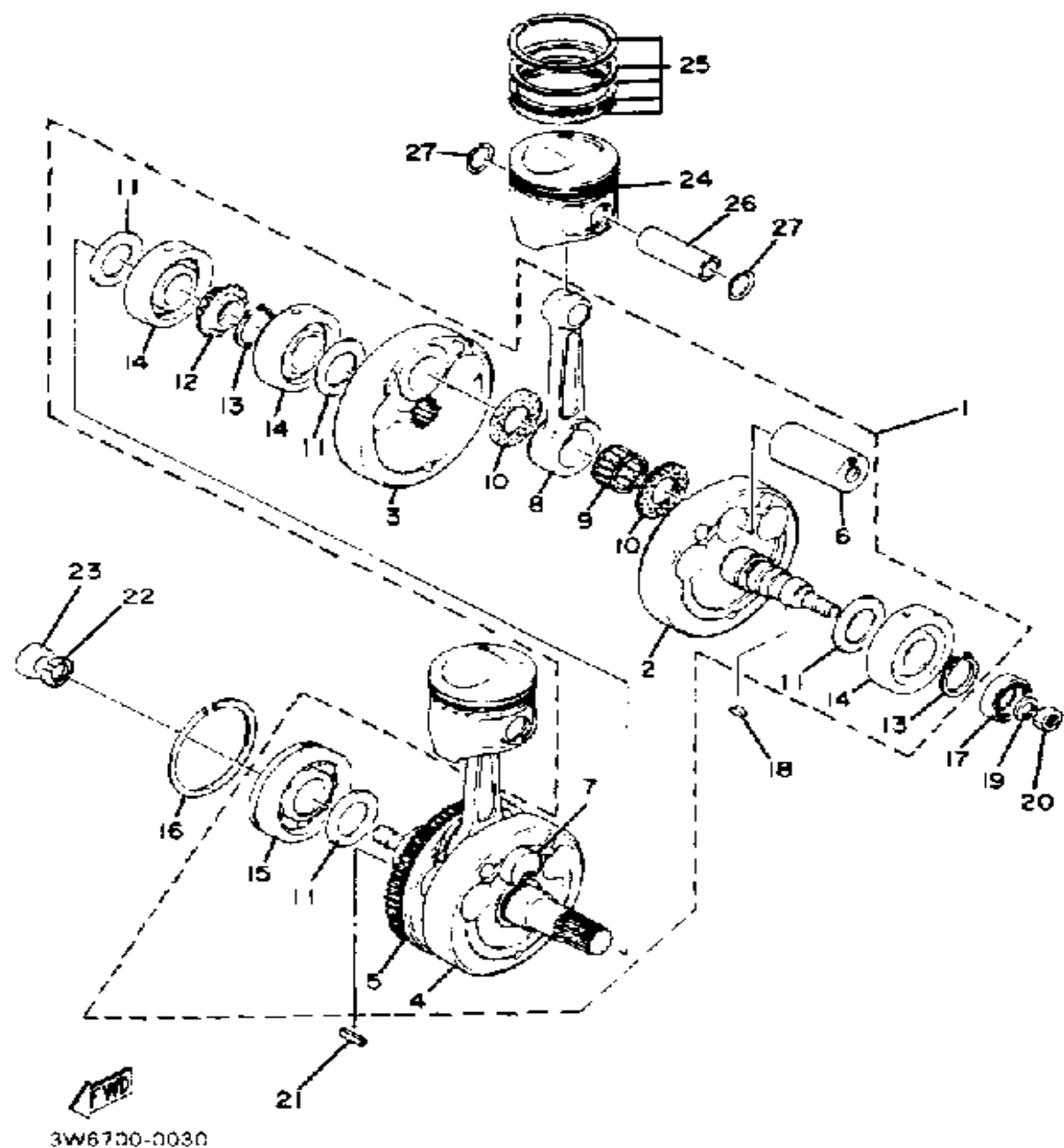
5V4110-2010

CYLINDER HEAD

Ref. No.	Part Number	Description	Qty	Remarks
30	90116-06017-00	BOLT, STUD	3	
31	95303-06800-00	NUT (CROWN)	9	
32	92901-06600-00	WASHER	9	
33	90116-06238-00	BOLT, STUD	6	
34	256-11157-03-00	COVER, BREAKER 1	2	
35	256-11146-00-00	GASKET, BREAKER CVR	2	
36	93210-45150-00	O-RING	2	
37	98701-06014-00	SCREW, FLAT HEAD	6	
38	92990-06500-00	WASHER	6	
39	90338-12044-00	PLUG, SPEC'L SHAPE	2	
40	5V4-11158-00-00	COVER, BREAKER 2	2	
41	(5V4-1111K-00-00)	EMBLEM	2	
42	90183-02022-00	NUT, SPRING	4	
43	98980-06020-00	SCREW, BIND	4	



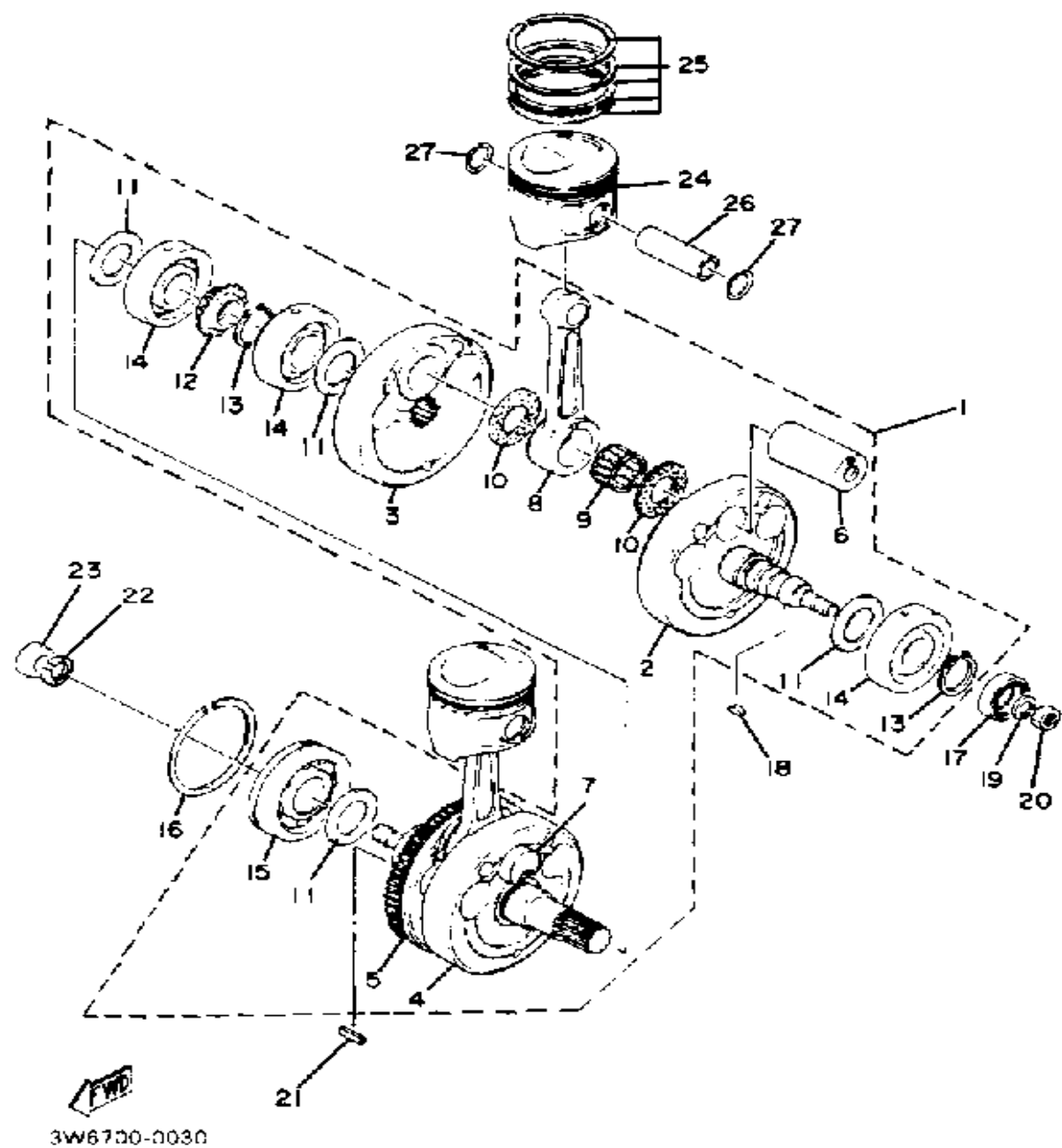
CRANKSHAFT-PISTON



Ref. No.	Part Number	Description	Qty	Remarks
1	447-11400-01-00	CRANKSHAFT ASSEMBLY . . .	1	
2	(256-11412-01-00)	CRANK 1	1	
3	(256-11422-01-00)	CRANK 2	1	
4	(256-11432-02-00)	CRANK 3	1	
5	(306-11442-03-00)	CRANK 4	1	
6	306-11681-00-00	. PIN, CRANK 1	1	
7	306-11681-00-00	. PIN, CRANK 1	1	
8	447-11651-00-00	. ROD, CONNECTING	2	
9	93310-62660-00	. BEARING, CYLINDER.# 0 . . .	2	
10	90209-26014-00	. WASHER, SPEC'L SHAP . . .	4	
11	256-11561-00-00	. SHIM, CRANK 1	4	
12	447-11549-01-00	. SPROCKET, CAM CHAIN . . .	1	
13	93410-32052-00	. CIRCLIP	2	
14	93390-00003-00	. BEARING, CYLINDER. # 0 . .	3	
15	93306-30604-00	BEARING	1	
16	93440-78011-00	CIRCLIP, OUTER	1	
17	93102-25121-00	OIL SEAL, SD-TYPE	1	
18	90280-04005-00	KEY, WOODRUFF	1	
19	92901-12100-00	WASHER, SPRING	1	
20	90170-12064-00	NUT, HEXAGON	1	
21	90282-07023-00	KEY, STRAIGHT	1	
22	92901-14100-00	WASHER, SPRING	1	
23	90170-14076-00	NUT, HEXAGON	1	
24	447-11631-01-96	PISTON STD (447-11631-01-97)	2	U.R.
	447-11635-01-00	PISTON 1 O/S 0. 5	2	ALTERNATE PART
	447-11636-01-00	PISTON 2 O/S 0. 0	2	ALTERNATE PART
	447-11637-01-00	PISTON 3 O/S 0. 5	2	ALTERNATE PART
	447-11638-01-00	PISTON 4 O/S 1. 0	2	ALTERNATE PART
25	447-11610-00-00	PISTON RINGSET STD	2	

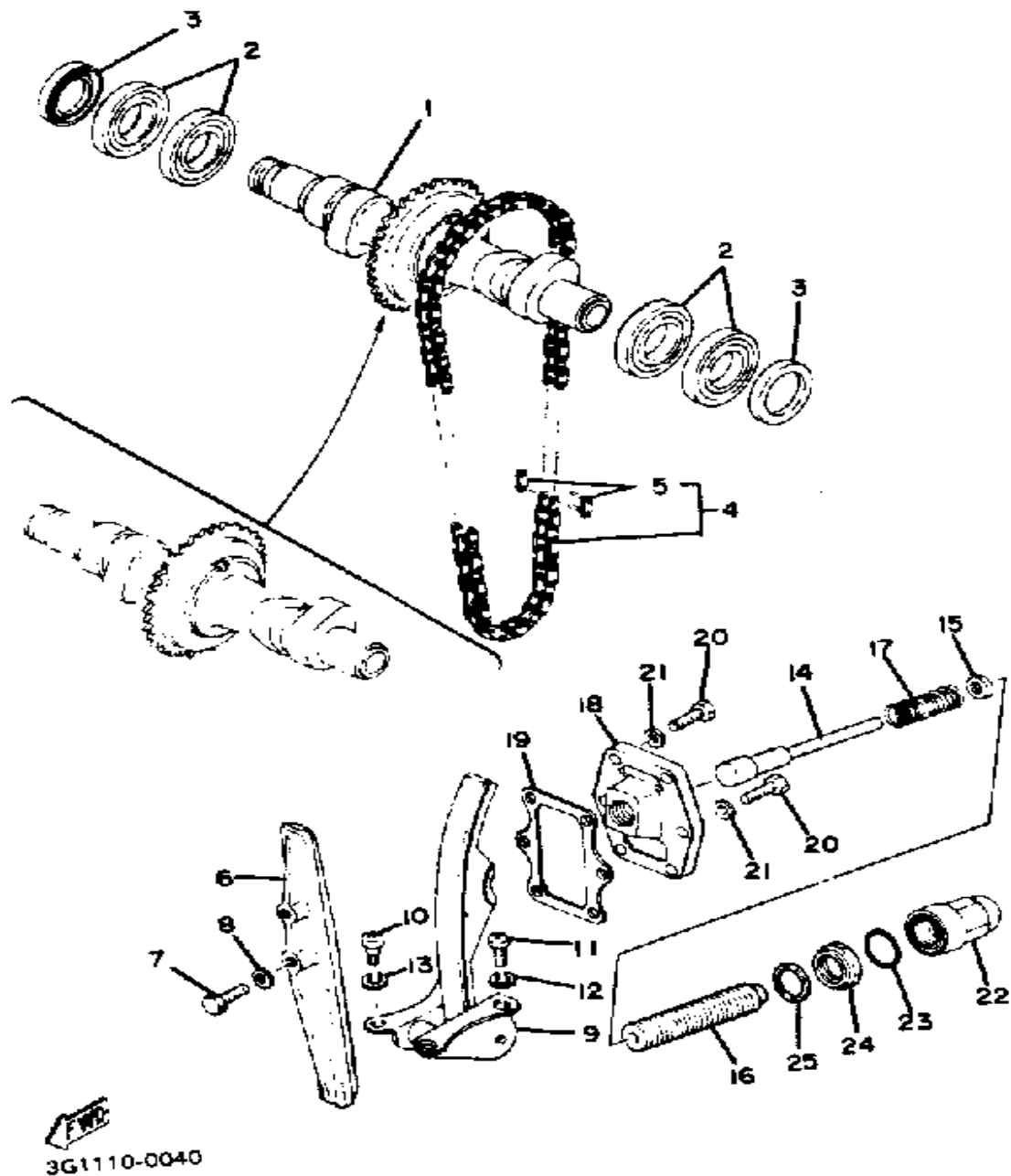
CONTINUED ON NEXT FRAME ➤

CRANKSHAFT-PISTON

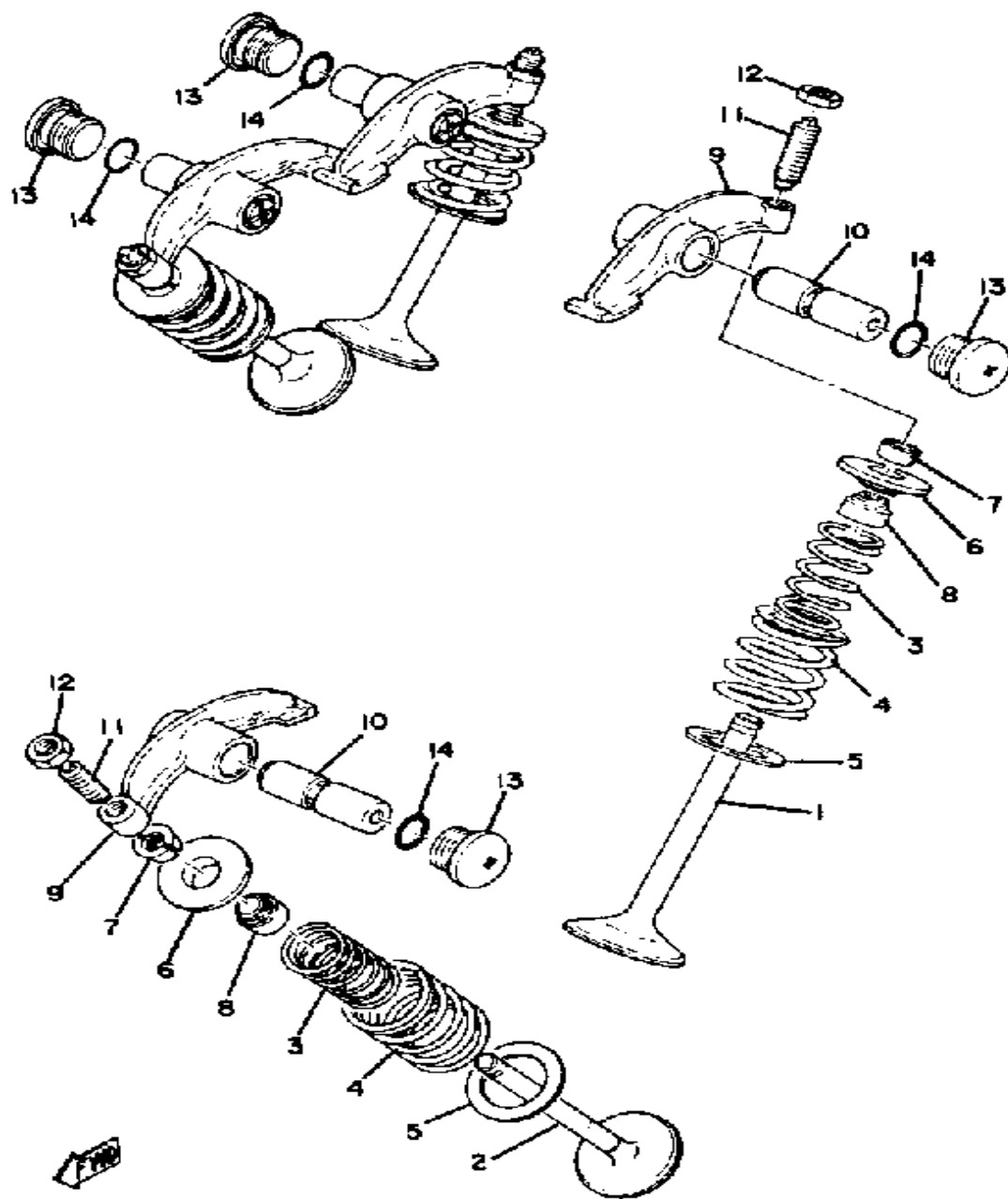


Ref. No.	Part Number	Description	Qty	Remarks
25	447-11610-10-00	PISTON RINGSET 1ST	2	ALTERNATE PART
	447-11610-20-00	PISTON RINGSET 2ND	2	ALTERNATE PART
	447-11610-30-00	PISTON RINGSET 3RD	2	ALTERNATE PART
	447-11610-40-00	PISTON RINGSET 4TH	2	ALTERNATE PART
26	447-11633-00-00	PIN, PISTON	2	
27	93450-22027-00	CIRCLIP	4	

CAMSHAFT-CHAIN



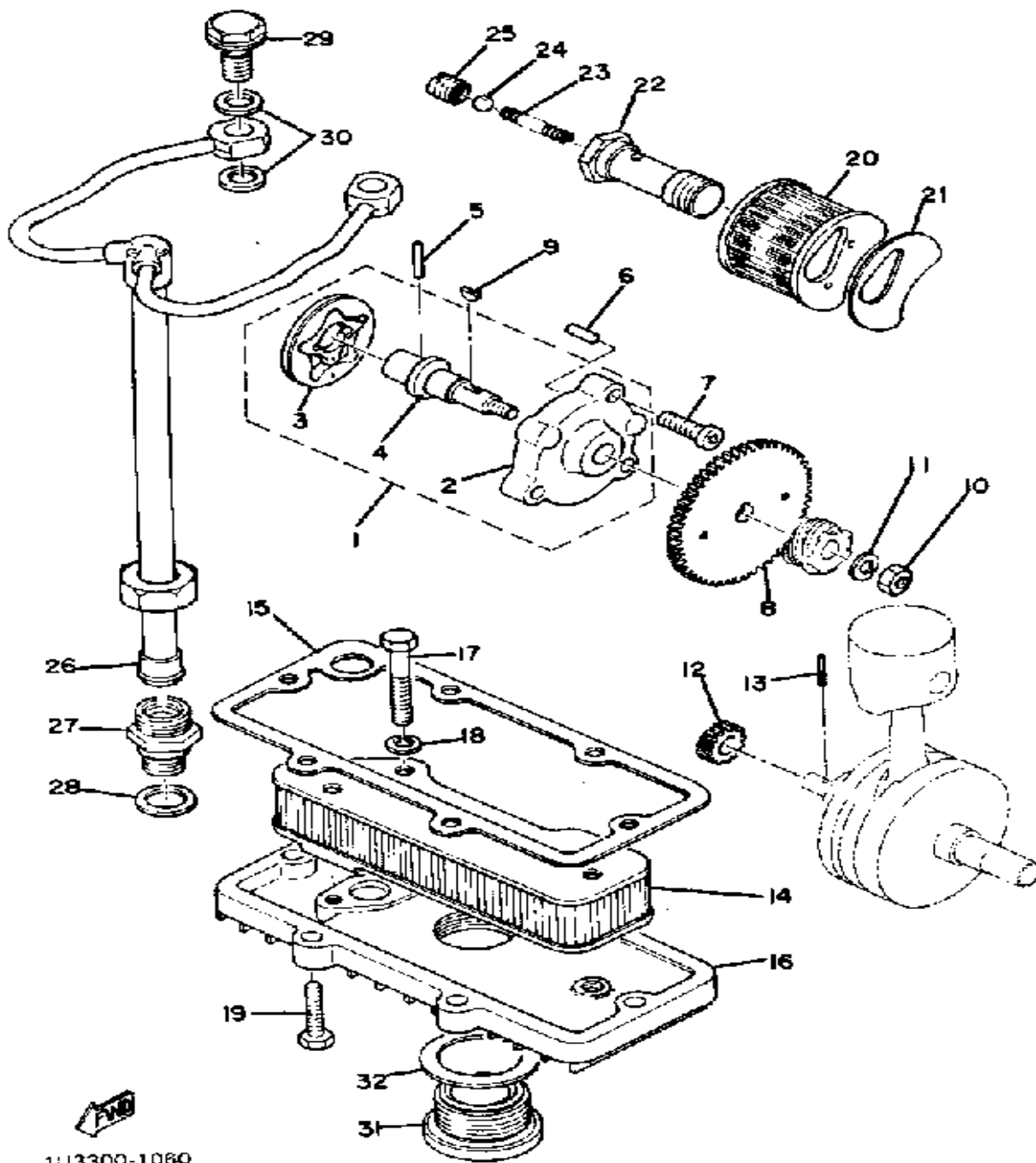
Ref. No.	Part Number	Description	Qty	Remarks
1	3G1-12170-00-00	CAMSHAFT ASSEMBLY 1	1	
2	93316-00503-00	BEARING, CYLINDER.#16 (93316-00504)	4	
3	93101-25044-00	OIL SEAL, S-TYPE	2	
4	94500-02106-00	CHAIN	1	U.R.
	94562-19106-00	CHAIN	1	U.R.
5	94600-02001-00	. JOINT, CHAIN (BF05M)	1	U.R.
	94662-19001-00	. JOINT CHAIN	1	U.R.
6	256-12231-01-00	GUIDE, STOPPER 1	1	
7	97023-06020-00	BOLT (3XF)	2	
8	90430-06014-00	GASKET	2	
9	447-12220-00-00	GUIDE, STOPPER 2	1	
10	90149-06009-00	SCREW, SPEC'L SHAPE	2	
11	98503-06014-00	SCREW, PAN HEAD (92502-06016)	2	
12	92995-06100-00	WASHER, SPRING	2	
13	92995-06100-00	WASHER, SPRING	2	
14	341-12217-04-00	ROD, CHN TENSIONER	1	
15	2H0-12232-00-00	DAMPER	1	
16	90109-18580-00	BOLT	1	
17	90501-14095-00	SPRING, COMPRESSION	1	
18	(5V4-12211-00-00)	HOLDER, TENSIONER	1	
19	306-12213-02-00	GASKET, TENSNR CASE	1	
20	97016-06020-00	BOLT	6	
21	92906-06600-00	WASHER	6	
22	(90176-18035-00)	NUT, CROWN	1	
23	93210-21190-00	O-RING	2	
24	90179-18349-00	NUT, SPEC'L SHAPE	1	
25	90430-18130-00	GASKET	1	



3W6700-0050

VALVE

Ref. No.	Part Number	Description	Qty	Remarks
1	341-12111-04-00	VALVE, INTAKE 4	2	
2	341-12121-01-00	VALVE, EXHAUST 1	2	
3	90501-29284-00	SPRING, COMPRESSION	4	
4	90501-42286-00	SPRING, COMPRESSION	4	
5	256-12116-01-00	SEAT, VALVE SPRING	4	
6	256-12117-02-00	RETAINER, VALVE SPR	4	
7	341-12118-00-00	COTTER, VALVE	8	
8	341-12119-02-00	SEAL, VALVE STEM	4	
9	306-12151-00-00	ARM, VALVE ROCKER	4	
10	256-12156-01-00	SHAFT, ROCKER	4	
11	90149-08098-00	SCREW, SPEC"L SHAPE	4	
12	90170-08173-00	NUT, HEXAGON	4	
13	90340-18017-00	PLUG, STRAIGHT SCRW	4	
14	93210-17143-00	O-RING	4	

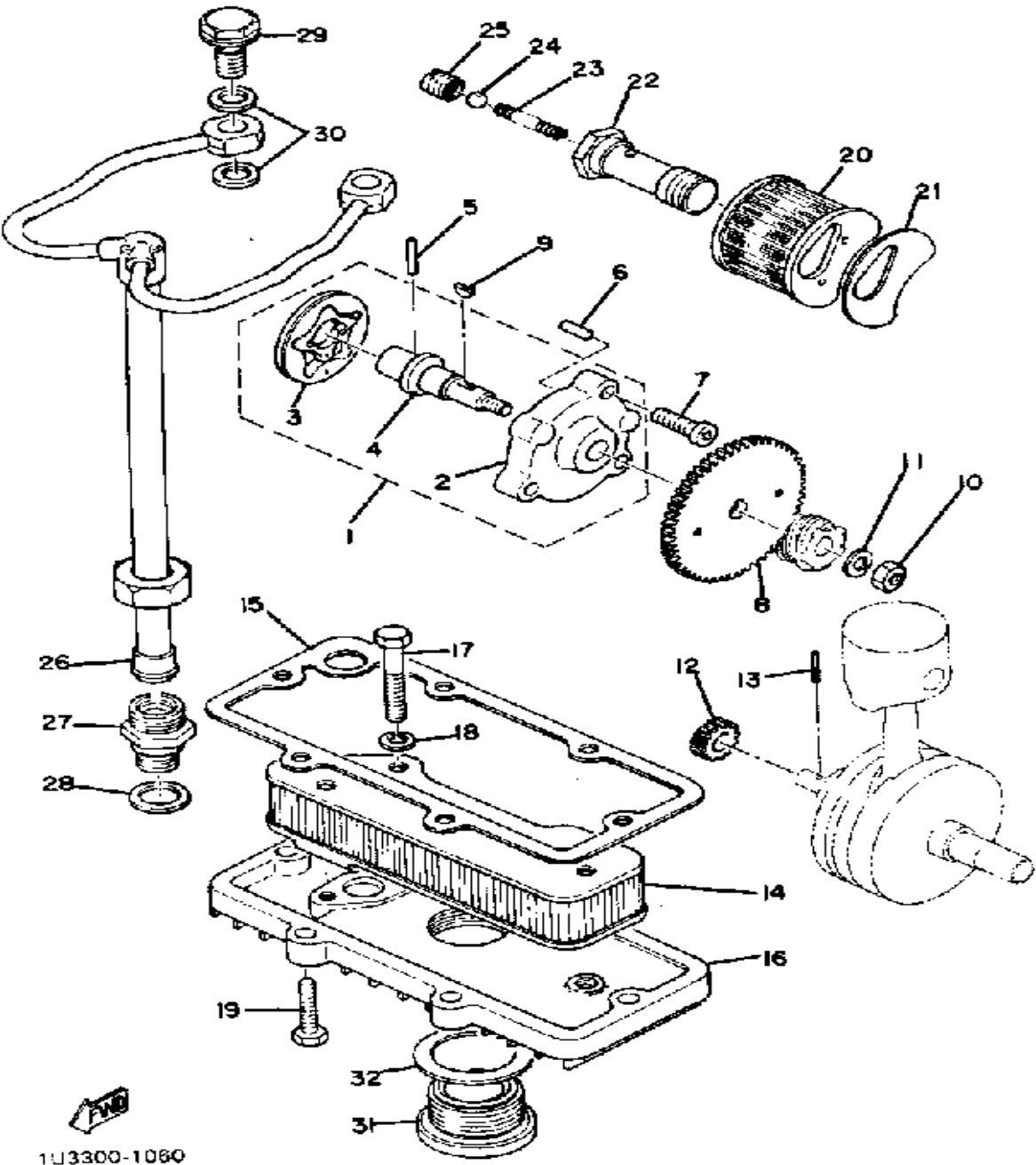


OIL PUMP

Ref. No.	Part Number	Description	Qty	Remarks
1	256-00001-01-00	COVER, PUMP	1	
2	256-13316-02-00	. COVER, PUMP	1	
3	256-13310-02-00	. ROTOR ASSEMBLY 1	1	
4	256-13314-02-00	. SHAFT, PUMP	1	
5	93603-17070-00	PIN, DOWEL	1	
6	93604-12037-00	PIN, DOWEL	2	
7	98580-06020-00	SCREW	3	
8	256-13325-00-00	GEAR, PUMP DRIVEN	1	
9	90280-03023-00	KEY, WOODRUFF	1	
10	95380-06600-00	NUT	1	
11	92995-06100-00	WASHER, SPRING	1	
12	(256-13324-01-00)	GEAR, PUMP DRIVE	1	
13	93603-17070-00	PIN, DOWEL	1	
14	256-13411-01-00	STRAINER, OIL	1	
15	256-13414-00-00	GASKET, STRNR COVER	1	
16	256-13417-00-00	COVER, STRAINER	1	
17	97313-06045-00	BOLT (97021-06045-00)	3	
18	92995-06100-00	WASHER, SPRING	3	
19	97011-06025-00	BOLT (97001-06025)	6	
20	256-13441-00-00	ELEMENT, OIL CLNR	1	
21	256-13445-00-00	GASKET, ELEMENT	1	
22	256-13495-00-00	SCREW	1	
23	90501-07031-00	SPRING, COMPRESSION	1	
24	93501-04011-00	BALL	1	
25	90149-10019-00	SCREW, SPEC'L SHAPE	1	
26	256-13161-01-00	PIPE, DELIVERY 1	1	
27	256-13165-02-00	BOLT, BANJO	1	
28	90430-14043-00	GASKET	1	
29	90401-10004-00	BOLT, UNION	2	

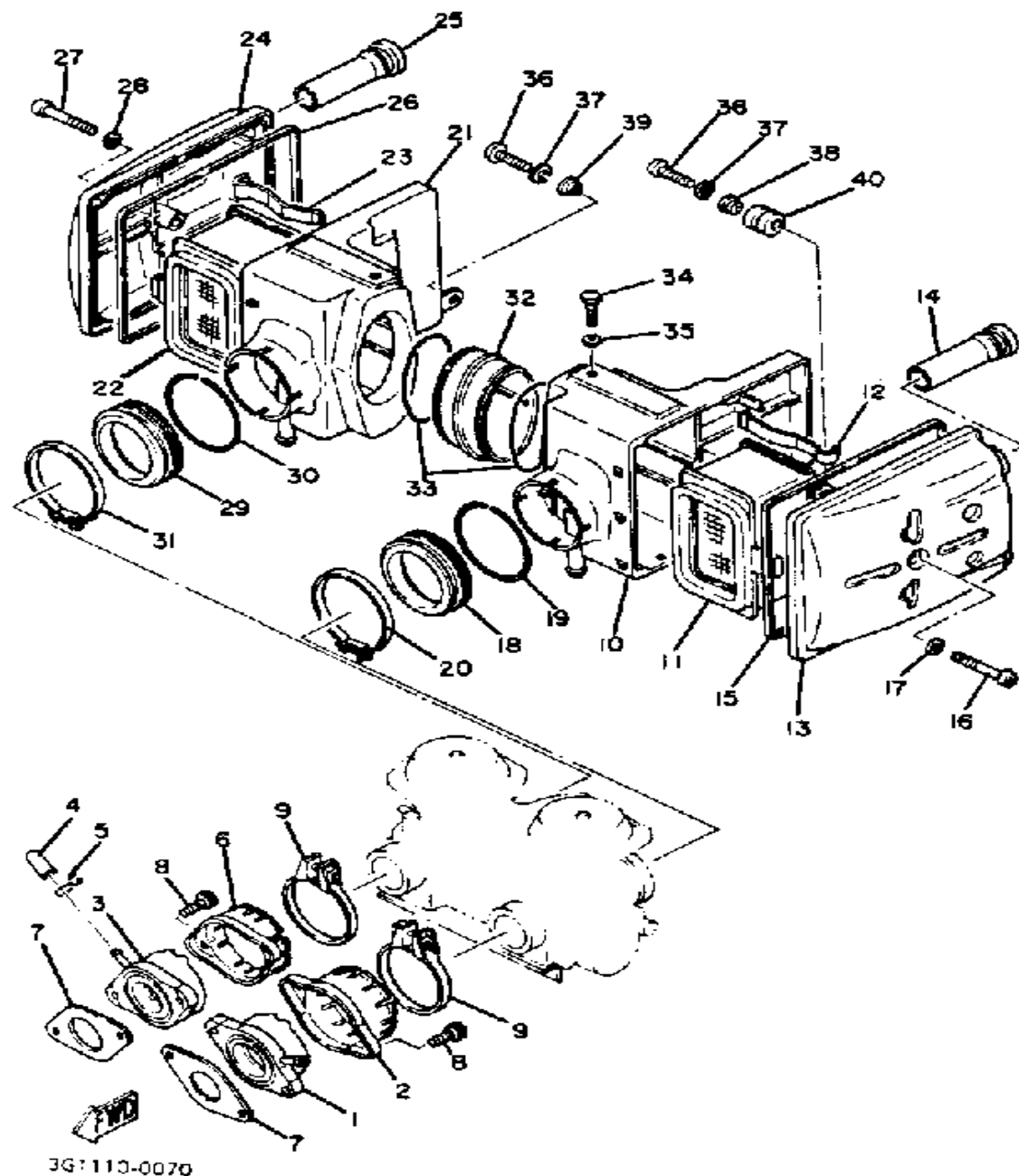
CONTINUED ON NEXT FRAME ➤

OIL PUMP



Ref. No.	Part Number	Description	Qty	Remarks
30	90430-10171-00	GASKET	4	
31	256-15351-00-00	PLUG, DRAIN	1	
32	256-15353-00-00	GASKET, DRAIN	1	

1U3300-1060

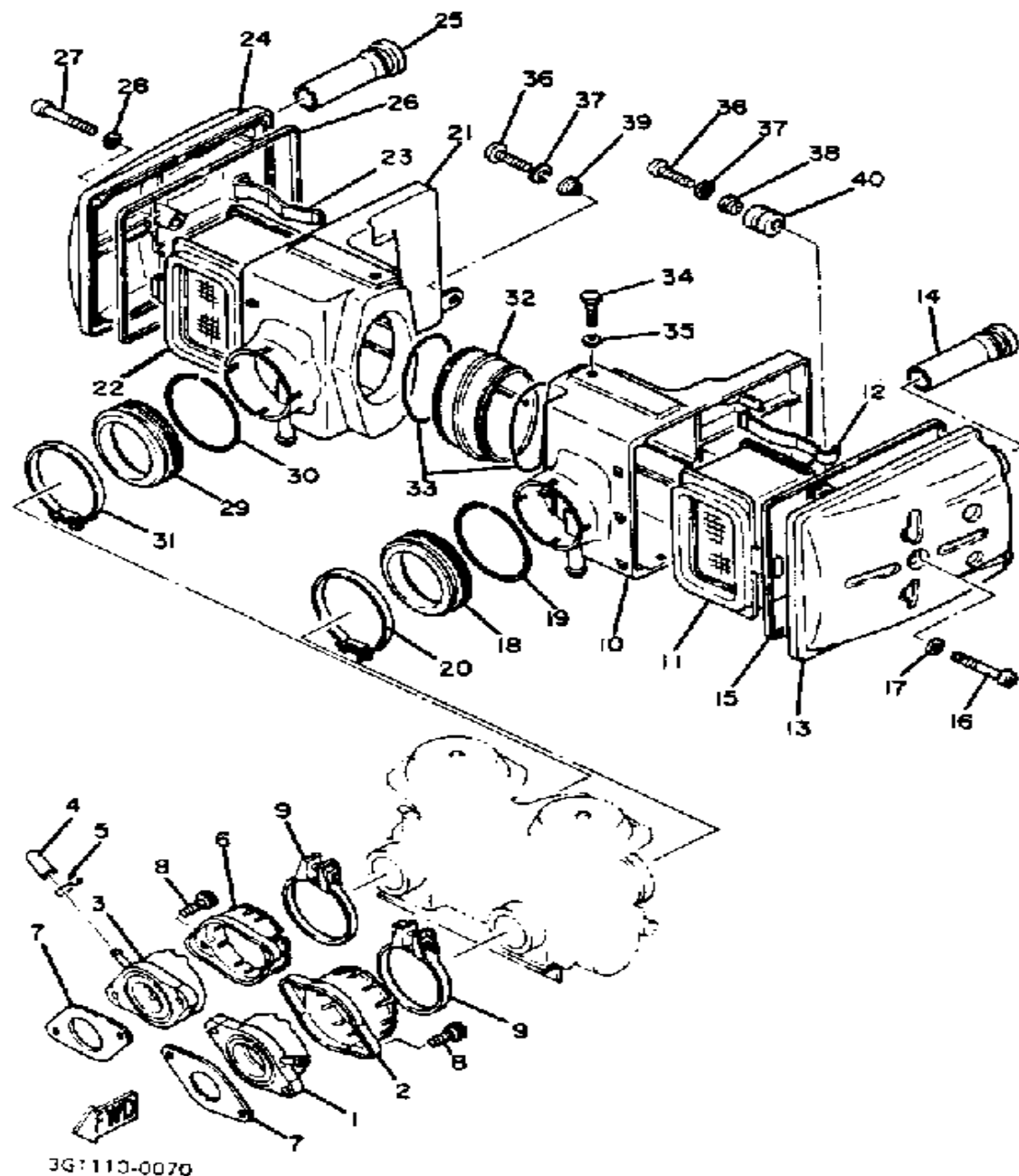


3G1113-0070

INTAKE

Ref. No.	Part Number	Description	Qty	Remarks
1	3G1-13586-00-00	JOINT, CARBURETOR 1	1	
2	3G1-13564-00-00	COVER, CARB.JOINT	1	
3	3G1-13596-00-00	JOINT, CARBURETOR 2	1	
4	16G-13569-00-00	PLUG, BLIND	1	
5	90467-10039-00	CLIP	1	
6	3G1-13594-00-00	COVER, MANIFOLD 2	1	
7	3G1-13556-00-00	GASKET, MANIFOLD	2	
8	91316-06020-00	BOLT, SOCKET HEAD	4	
9	1AE-13575-00-00	BAND	2	
10	3G1-14411-00-00	CASE, AIR CLEANER 1	1	
11	3G1-14451-00-00	ELEMENT, AIR CLNR	1	
12	3G1-14468-00-00	PLATE, ELEMENT FTNG	1	
13	3G1-14422-00-00	CAP, CLEANER CASE 2	1	
14	3G1-14431-00-00	SILENCER, INTAKE 1	2	
15	5T8-14452-00-00	SEAL	1	
16	98580-06545-00	SCREW PAN HEAD (92503-06045)	1	
17	92901-06600-00	WASHER	1	
18	3G1-14453-00-00	JOINT, AIR CLNR 1	1	
19	90506-06095-00	SPRING, tension	1	
20	90460-64065-00	CLAMP, HOSE	1	
21	3G1-14421-00-00	CASE, AIR CLEANER 2	1	
22	3G1-14451-00-00	ELEMENT, AIR CLNR	1	
23	3G1-14468-00-00	PLATE, ELEMENT FTNG	1	
24	3G1-14422-00-00	CAP, CLEANER CASE 2	1	
25	3G1-14431-00-00	SILENCER, INTAKE 1	2	
26	5T8-14452-00-00	SEAL	1	
27	98580-06545-00	SCREW PAN HEAD (92503-06045)	1	

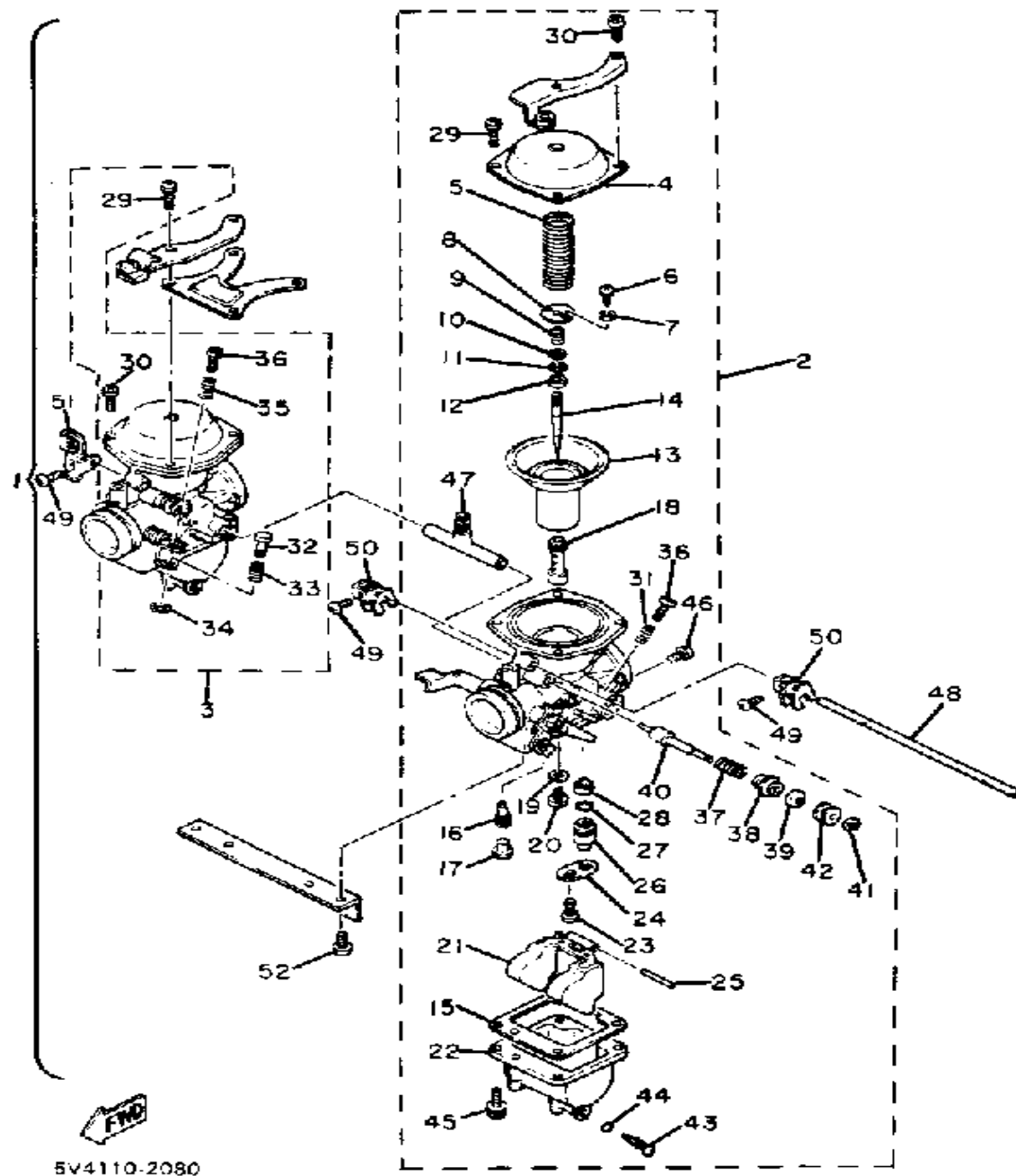
CONTINUED ON NEXT FRAME ➤



INTAKE

Ref. No.	Part Number	Description	Qty	Remarks
28	92901-06600-00	WASHER	1	
29	3G1-14453-00-00	JOINT, AIR CLNR 1	1	
30	90506-06095-00	SPRING, tension	1	
31	90460-64065-00	CLAMP, HOSE	1	
32	3G1-14463-00-00	JOINT, AIR CLNR 2	1	
33	93210-64297-00	O-RING	2	
34	97011-06025-00	BOLT (97001-06025)	2	
35	92995-06100-00	WASHER, SPRING	2	
36	98580-06030-00	SCREW PAN HEAD	2	
37	92995-06100-00	WASHER, SPRING	2	
38	90387-07717-00	COLLAR	1	
39	90387-07549-00	COLLAR	1	
40	90480-14104-00	GROMMET	1	

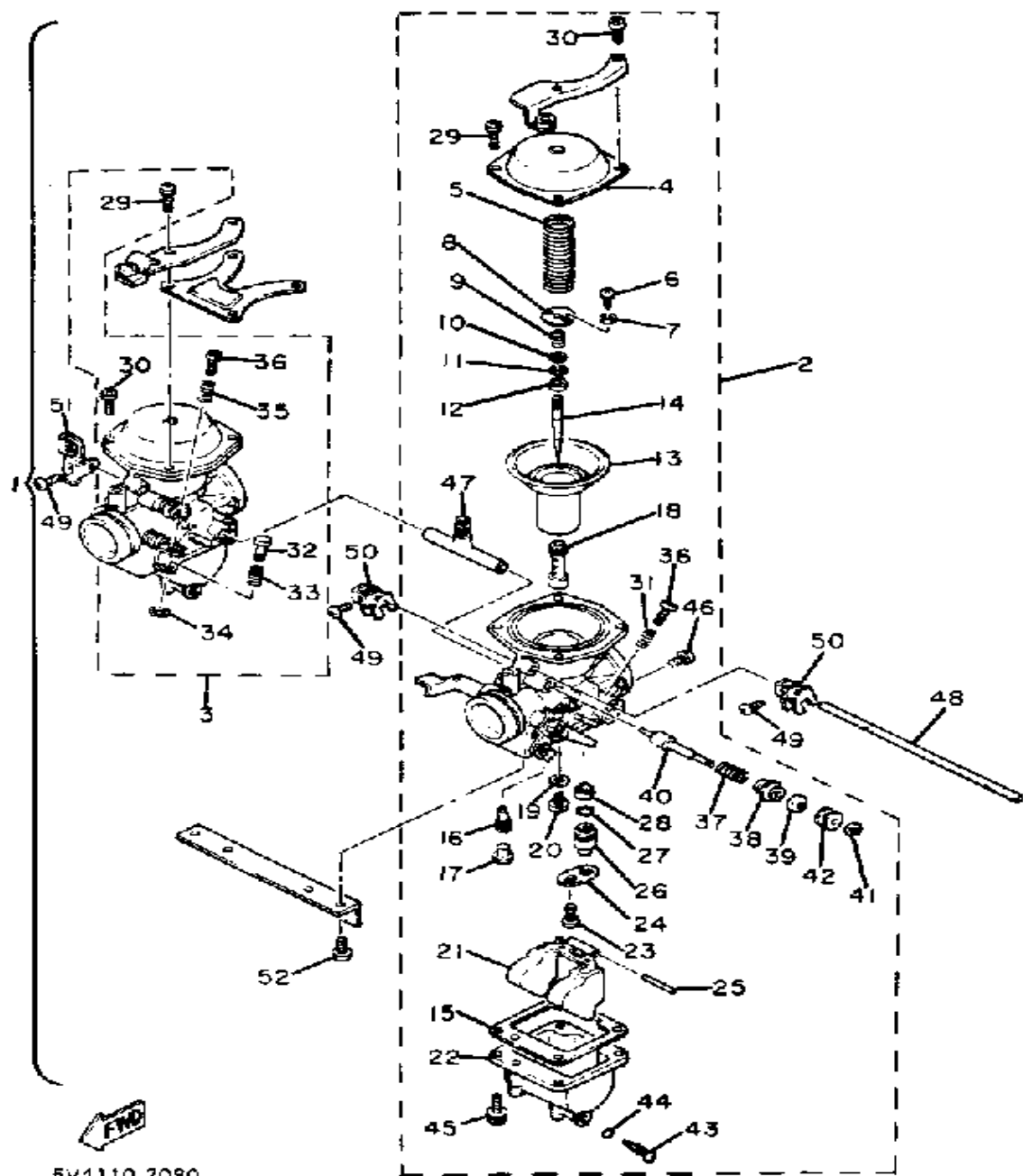
CARBURETOR



Ref. No.	Part Number	Description	Qty	Remarks
1	(5V4-14900-00-00)	UNAVAILABLE IN PRICE BOOK	1	N/A
2	5V4-14901-00-00	. CARBURETOR ASSEMBLY 1	1	
3	5V4-14902-00-00	. CARBURETOR ASSEMBLY 2	1	
4	3H5-14958-01-00	.. COVER, DIAPHRAGM	2	
5	3G1-14933-00-00	.. SPRING, DIAPHRAGM	2	
6	98580-03008-00	. SCREW, PAN HEAD	4	
7	92990-03100-00	.. WASHER, SPRING (92901-03100)	4	
8	3F7-14936-00-00	.. SEAT, SPRING	2	
9	3F7-14589-00-00	.. SPRING	2	
10	3F7-14952-00-00	.. WASHER	2	
11	256-14919-00-00	.. CLIP	2	
12	3F7-14918-00-00	.. RING	2	
13	3H5-14940-00-00	.. DIAPHRAGM ASSEMBLY ..	2	
14	2H7-14116-12-00	.. NEEDLE	2	
15	3F7-14984-00-00	.. GASKET, FLOAT CHMBR ..	2	
16	256-14142-42-A0	.. JET, PILOT #42 5	2	
17	3F7-14991-00-00	.. PLUG (K/L)	2	
18	2F3-14941-90-00	.. NOZZLE, MAIN	2	
19	137-14153-00-00	.. WASHER, MAIN JET	2	
20	620-14231-99-A0	.. JET, MAIN #132 5	2	
21	3H5-14985-00-00	.. FLOAT	2	
22	(4H3-14981-06-00)	BODY, FLOAT CHAMBER	2	
23	98511-04006-00	.. SCREW, PAN HEAD (98501-04005)	2	
24	2H0-14146-00-00	.. PLATE	2	
25	537-14186-00-00	.. PIN, FLOAT	2	
26	25G-14107-20-00	.. NEEDLE VALVE SET	2	
27	8F2-14147-00-00	.. O-RING	2	

CONTINUED ON NEXT FRAME ►

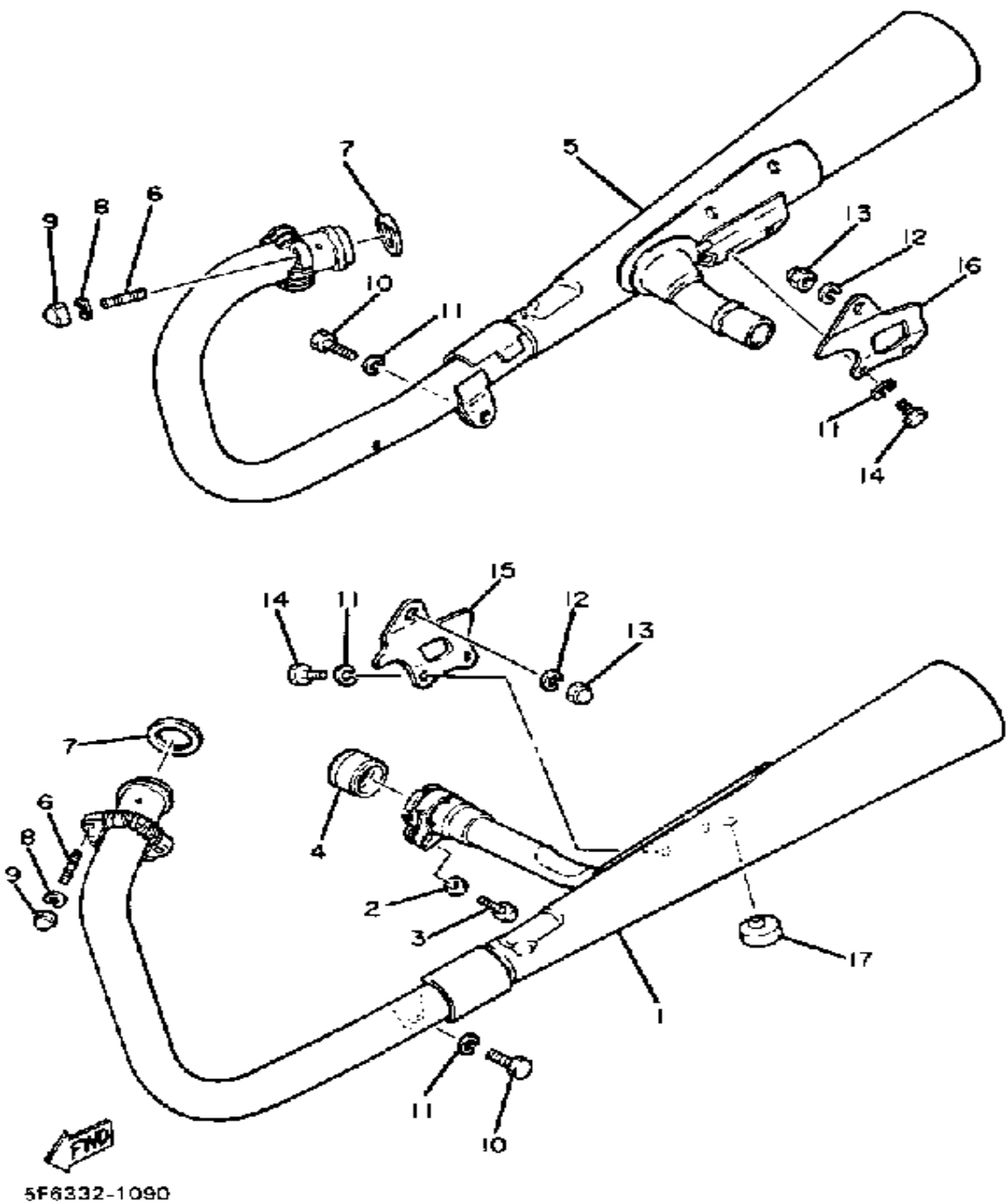
CARBURETOR



Ref. No.	Part Number	Description	Qty	Remarks
28	1J7-14994-00-00	.. NET, FILTER	2	
29	98580-05012-00	.. SCREW, PAN HEAD	4	
30	98580-05010-00	.. SCREW, PAN HEAD	4	
31	5V4-14934-00-00	.. SPRING, THRTL STOP	1	
32	584-14992-00-00	.. ROD	1	
33	(584-14934-00-00)	SPRING, THRTL STOP	1	
34	256-14937-00-00	.. CLIP	1	
35	3F7-14133-00-00	.. SPRING, THROTTLE STOP ..	1	
36	(5V4-14922-00-00)	SCREW, THROTTLE	2	
37	(5V4-14135-00-00)	SPRING, PLUNGER	2	
38	3F7-14174-00-00	.. CAP, PLUNGER	2	
39	3F7-14173-00-00	.. COVER, PLUNGER CAP ...	2	
40	(5V4-14171-00-00)	PLUNGER, STARTER	2	
41	737-14137-00-00	.. CLIP	2	
42	(5V4-14918-00-00)	RING	2	
43	4H4-14191-00-00	.. PLUG, DRAIN	2	
44	214-14147-00-00	.. O-RING	2	
45	98506-05014-00	.. SCREW, PAN HEAD	8	
46	3G2-14231-27-00	.. JET, MAIN (#135)	2	
47	3G1-14988-00-00	.. PIPE, STARTER CON	1	
48	(5V4-14977-00-00)	SHAFT, STARTER LVR	1	
49	(5U5-14991-00-00)	SCREW	3	
50	5V5-14905-00-00	. LEVER, STARTER	2	
51	(5V4-14905-00-00)	LEVER, STARTER	1	
52	(97806-06014-00)	SCREW, PAN HEAD	4	

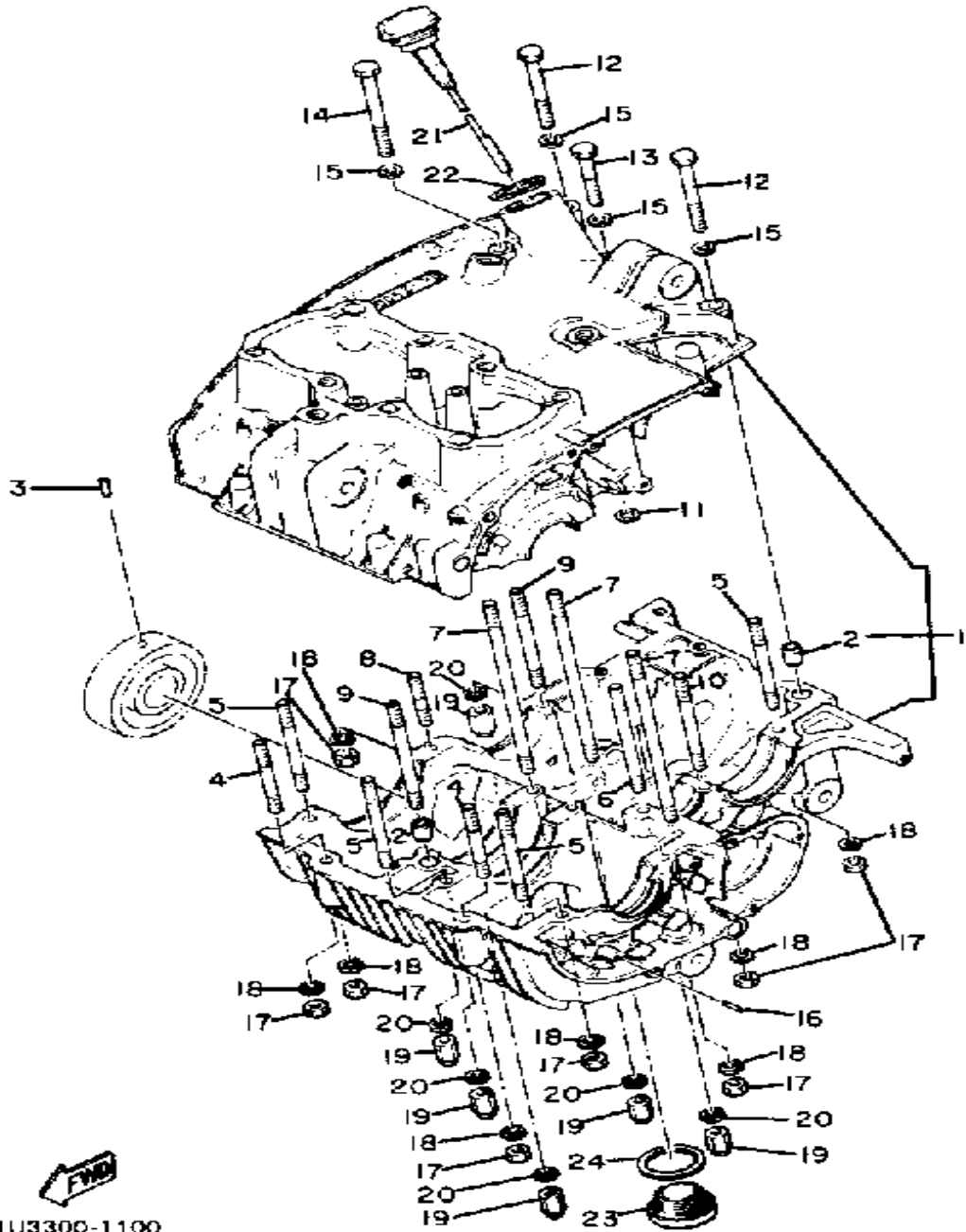
EXHAUST

Ref. No.	Part Number	Description	Qty	Remarks
1	3U6-14710-01-00	MUFFLER ASSEMBLY L	1	
2	92901-08600-00	WASHER	1	
3	91316-08025-00	BOLT, SOCKET HEAD	1	
4	1JK-14714-00-00	GASKET, MUFFLER	1	
5	3U6-14720-01-00	MUFFLER ASSEMBLY R	1	
6	90116-10195-00	BOLT, STUD	4	
7	90430-38054-00	GASKET	2	
8	92990-10100-00	WASHER, SPRING	4	
9	95303-10800-00	NUT (CROWN) (92803-10700)	4	
10	90105-10058-00	BOLT, WASHER BASED	2	
11	92990-10100-00	WASHER, SPRING	6	
12	92901-12100-00	WASHER, SPRING	2	
13	95303-12800-00	NUT (CROWN)	2	
14	97011-10016-00	BOLT, HEXAGON	4	
15	(5V4-14771-00-00)	STAY, MUFFLER 1	1	
16	(5V4-14781-00-00)	STAY, MUFFLER 2	1	
17	371-27114-00-00	STOPPER, MAIN STAND	1	



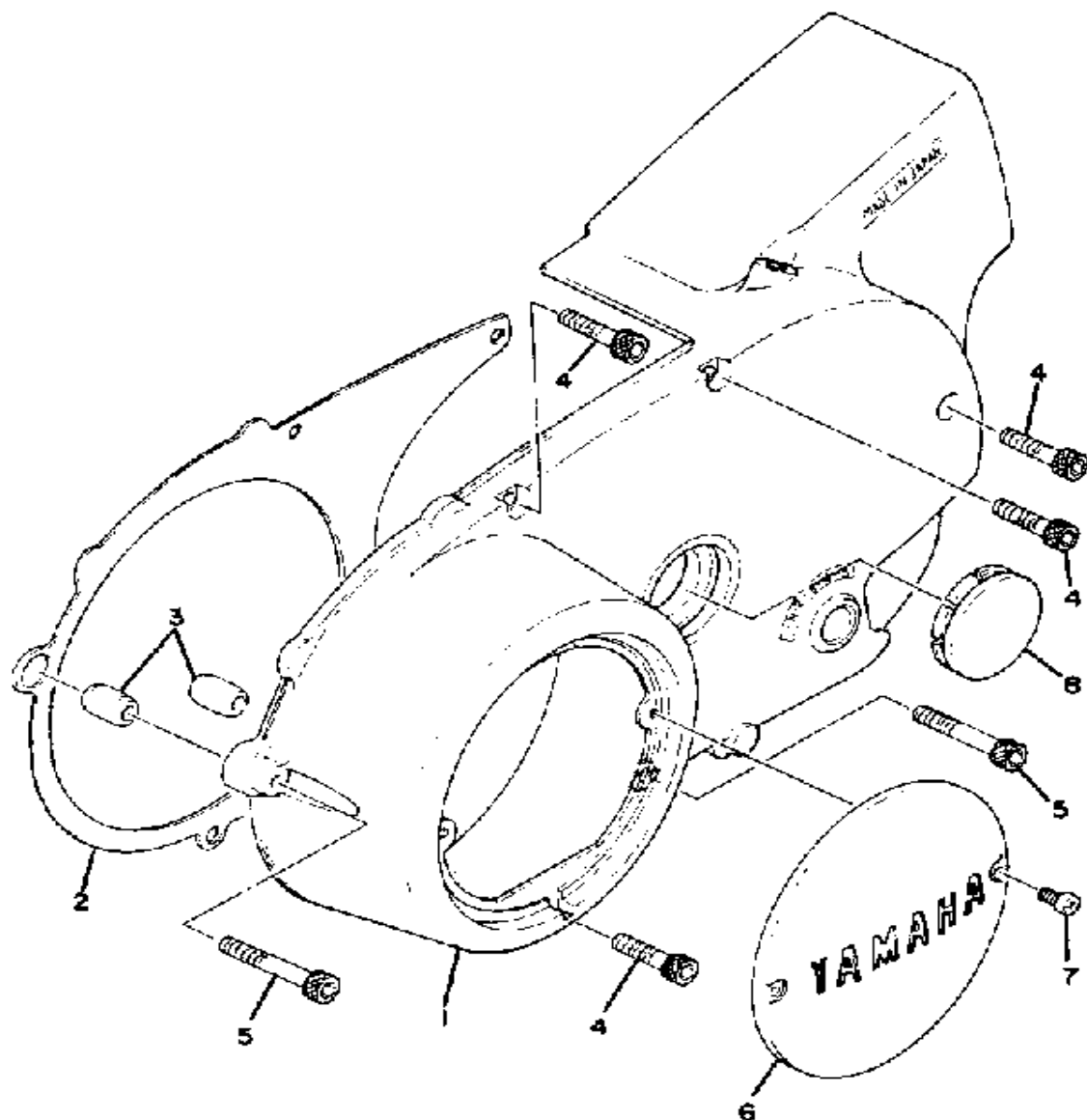
5F6332-1090

CRANKCASE



1U3300-1100

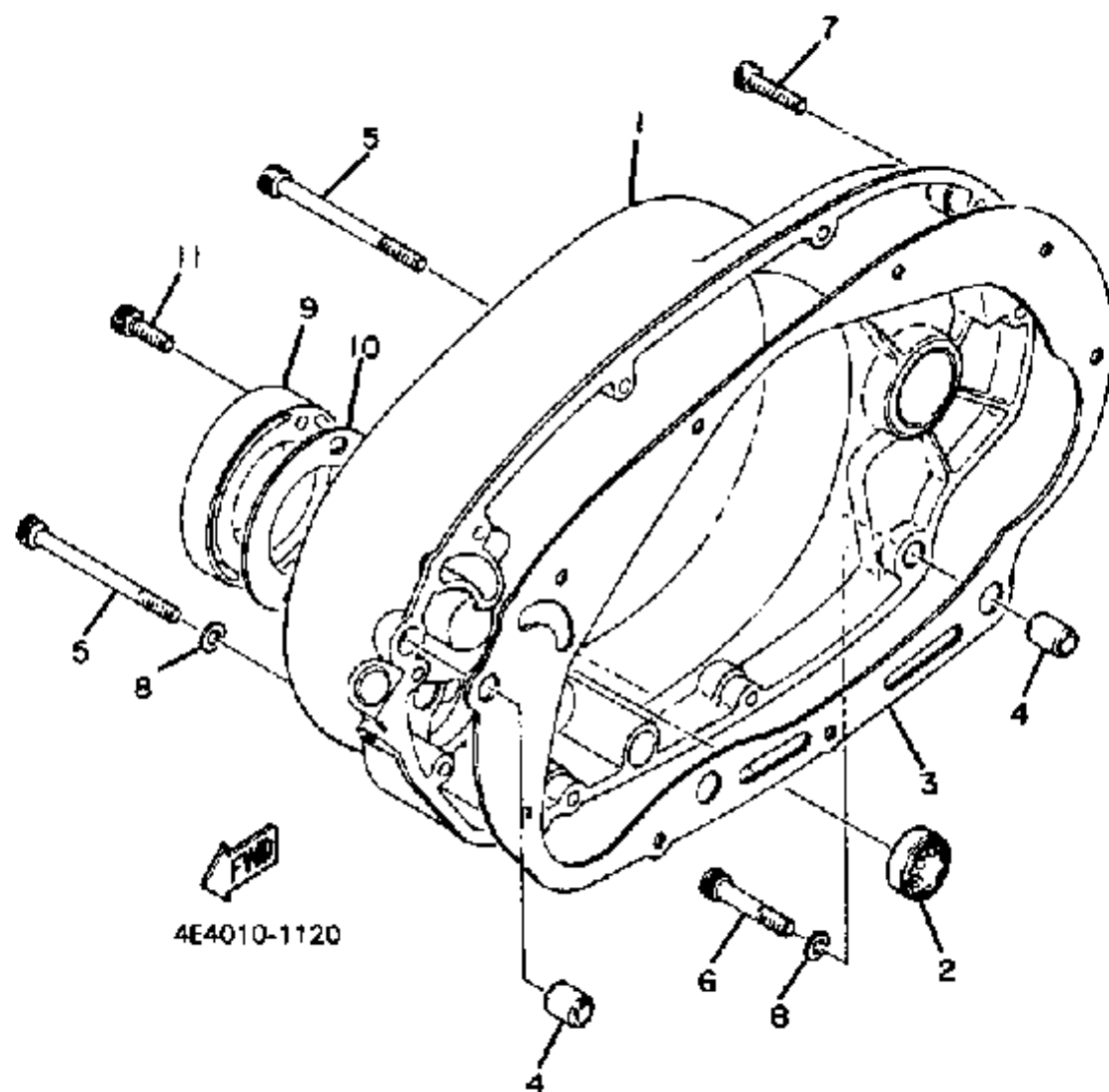
Ref. No.	Part Number	Description	Qty	Remarks
1	(5V4-15100-00-00)	CRANKCASE ASSEMBLY	1	
2	99510-12016-00	. PIN, DOWEL	2	
3	93605-12069-00	PIN, DOWEL	4	
4	90116-08196-00	BOLT, STUD	2	
5	90116-08064-00	BOLT, STUD	4	
6	90116-08232-00	BOLT, STUD	1	
7	(90116-08199-00)	BOLT, STUD	3	
8	90116-08047-00	BOLT, STUD (306-15192-00)	1	
9	90116-08066-00	BOLT, STUD	2	
10	90116-08055-00	BOLT, STUD	1	
11	256-15395-00-00	GASKET, OIL SEALING	1	
12	97026-08075-00	BOLT (97326-08075)	2	
13	97026-08055-00	BOLT	1	
14	(97326-08090-00)	BOLT, HEXAGON	1	
15	92906-08200-00	WASHER	4	
16	93603-14026-00	PIN, DOWEL	1	
17	95336-08600-00	NUT	9	
18	92906-08200-00	WASHER	9	
19	90176-08034-00	NUT, crown	6	
20	90430-08143-00	GASKET	6	
21	256-15362-02-00	PLUG, OIL LEVEL	1	
22	90430-29114-00	GASKET	1	
23	256-15351-00-00	PLUG, DRAIN	1	
24	256-15353-00-00	GASKET, DRAIN	1	



FWO
3WB700-0110

CRANKCASE COVER 1

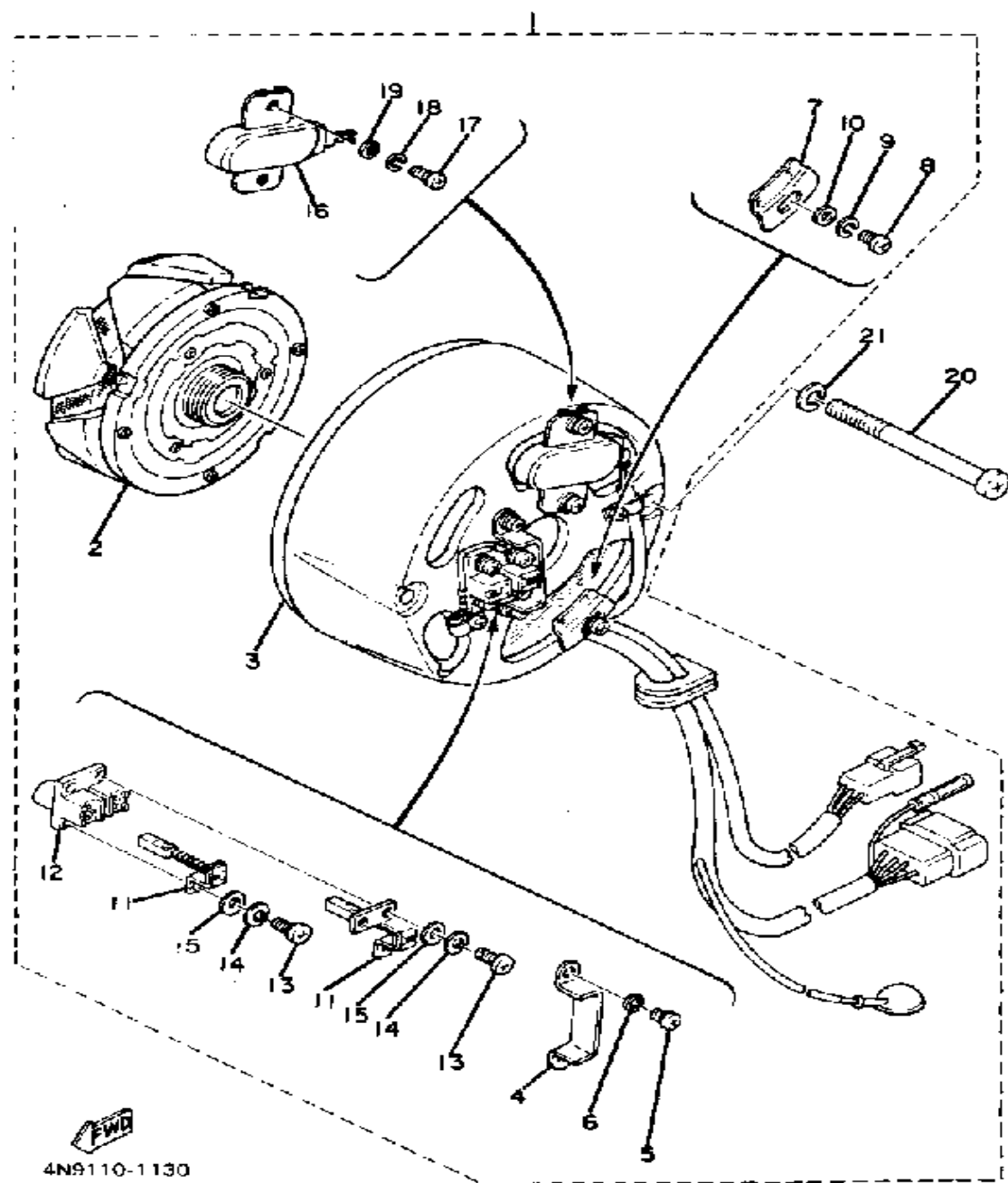
Ref. No.	Part Number	Description	Qty	Remarks
1	584-15411-00-00	COVER, CRANKCASE L	1	
2	306-15461-00-00	GASKET, CRCS CVR 2	1	
3	99510-12016-00	PIN, DOWEL	2	
4	91311-06025-00	BOLT, SOCKET HEAD	4	
5	91311-06040-00	BOLT	2	
6	256-15425-00-00	COVER, GENERATOR R	1	
7	98580-05010-00	SCREW, PAN HEAD	2	
8	1J7-15417-02-00	COVER, CAP	1	



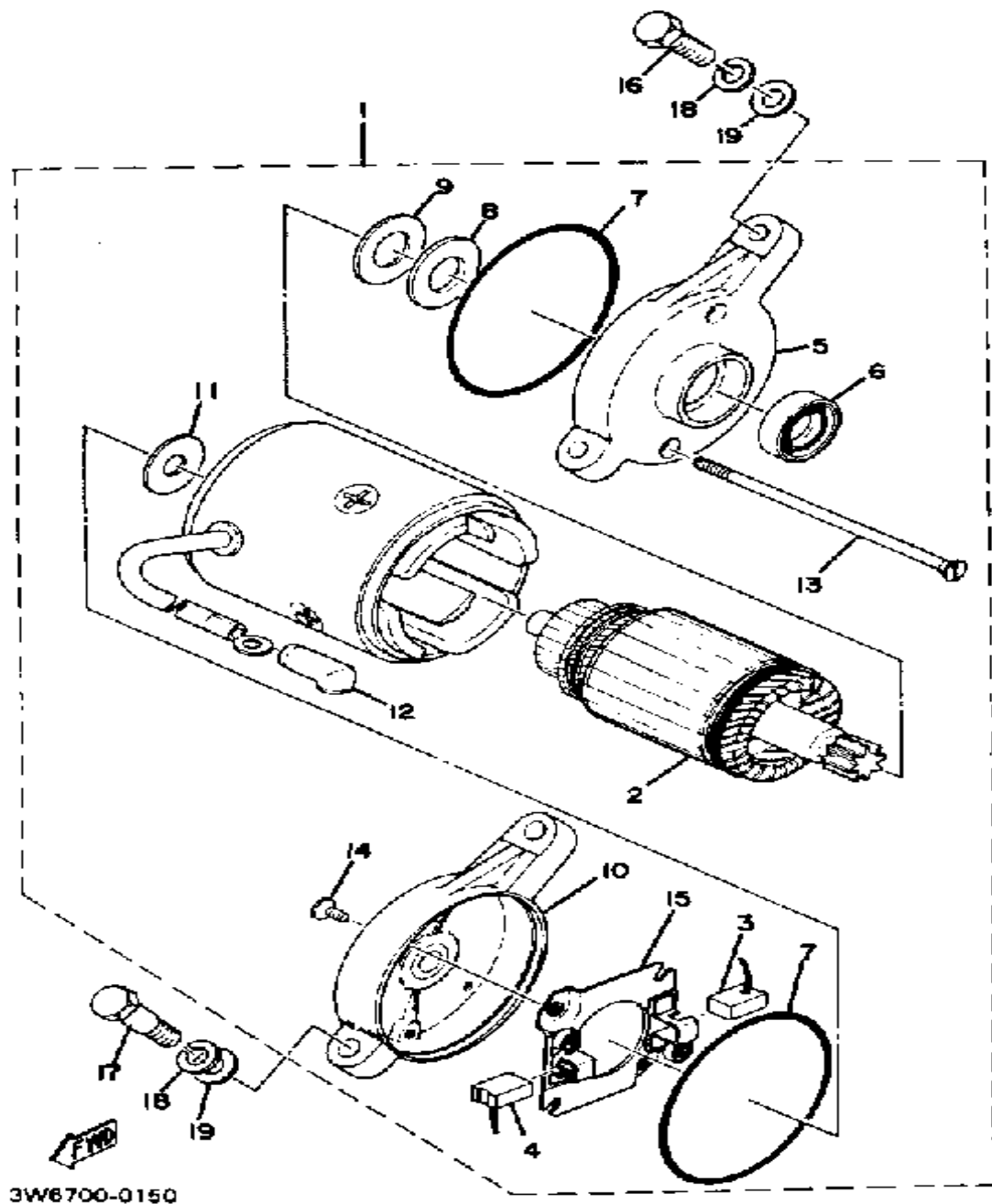
CRANKCASE COVER 2

Ref. No.	Part Number	Description	Qty	Remarks
1	4E3-15421-00-00	COVER, CRANKCASE R	1	
2	2H7-15361-00-00	GAUGE, LEVEL	1	
3	256-15451-00-00	GASKET, CRCS COVER	1	
4	99510-12016-00	PIN, DOWEL	2	
5	91311-06075-00	BOLT, SOCKET HEAD	4	
6	91311-06040-00	BOLT	1	
7	91311-06025-00	BOLT, SOCKET HEAD	5	
8	90430-06014-00	GASKET	4	
9	256-15416-02-00	COVER, OIL PUMP	1	
10	256-15456-00-00	GASKET, O/PMP CVR 1	1	
11	91311-06025-00	BOLT, SOCKET HEAD	2	

A - C - GENERATOR

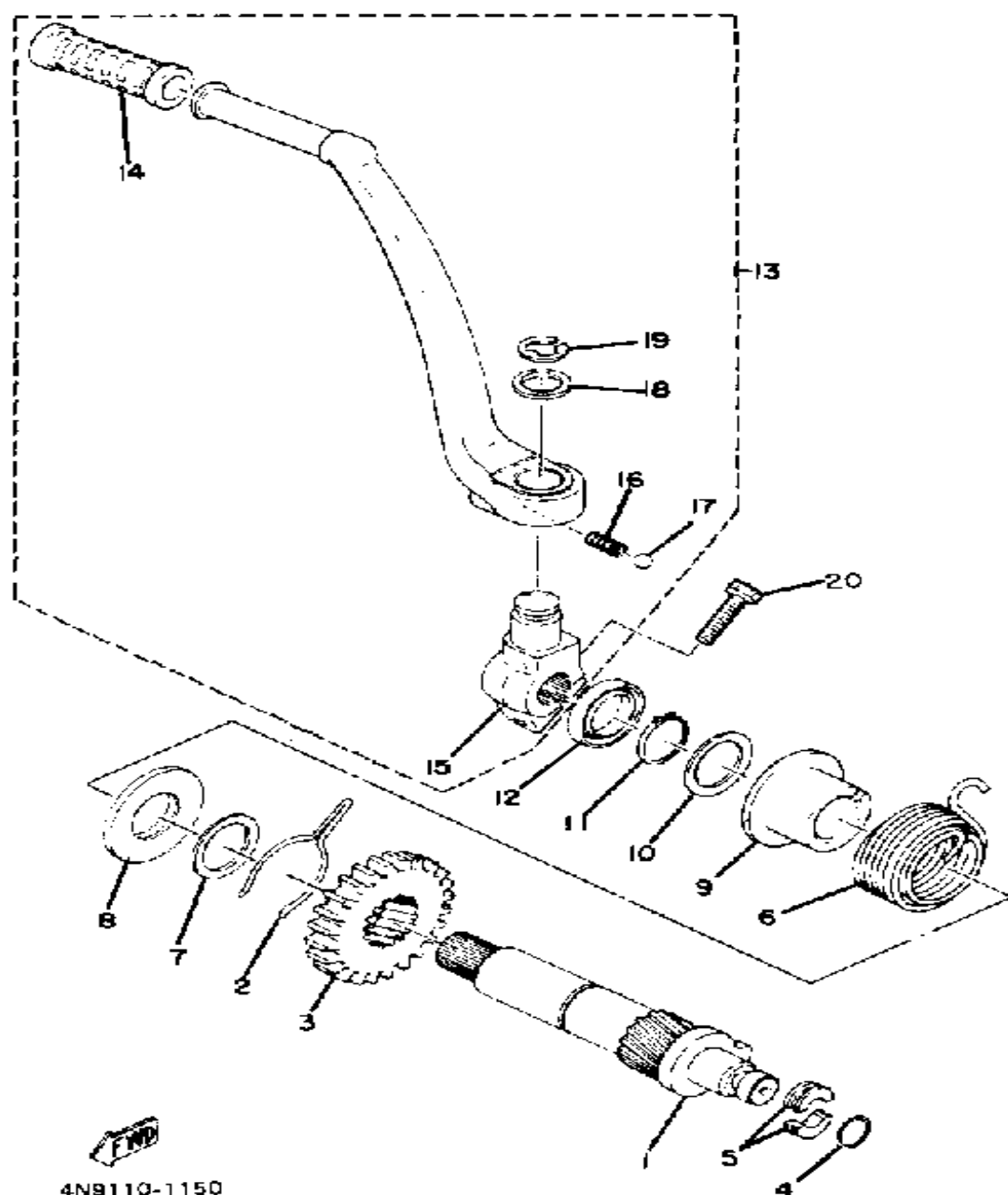


Ref. No.	Part Number	Description	Qty	Remarks
1	(4M4-81600-10-00)	AC GENERATOR ASSEMBLY	1	
2	3G1-81650-10-00	. ROTOR ASSEMBLY	1	
	4M4-81610-10-00	. STATOR ASSEMBLY	1	
4	(256-81614-10-00)	PROTECTOR	1	
5	98580-04008-00	.. SCREW, PAN HEAD	2	
6	92901-04100-00	.. WASHER, SPRING	2	
7	(4M4-81632-10-00)	PLATE, TIMING	1	
8	98580-04008-00	.. SCREW, PAN HEAD	1	
9	92901-04100-00	.. WASHER, SPRING	1	
10	92990-04200-00	.. WASHER, PLAIN	1	
11	256-81611-11-00	.. BRUSH 1	2	
12	3G1-81613-10-00	.. HOLDER, BRUSH	1	
13	98511-04012-00	.. SCREW, PAN HEAD	4	
14	92901-04100-00	.. WASHER, SPRING	4	
15	92901-04600-00	.. WASHER, PLATE	4	
16	4M4-81670-10-00	.. PICK-UP ASSEMBLY	1	
17	98580-04008-00	. SCREW, PAN HEAD	2	
18	92901-04100-00	.. WASHER, SPRING	2	
19	92990-04200-00	.. WASHER, PLAIN	2	
20	98501-06075-00	SCREW, PAN HEAD	2	
21	92995-06100-00	WASHER, SPRING	2	



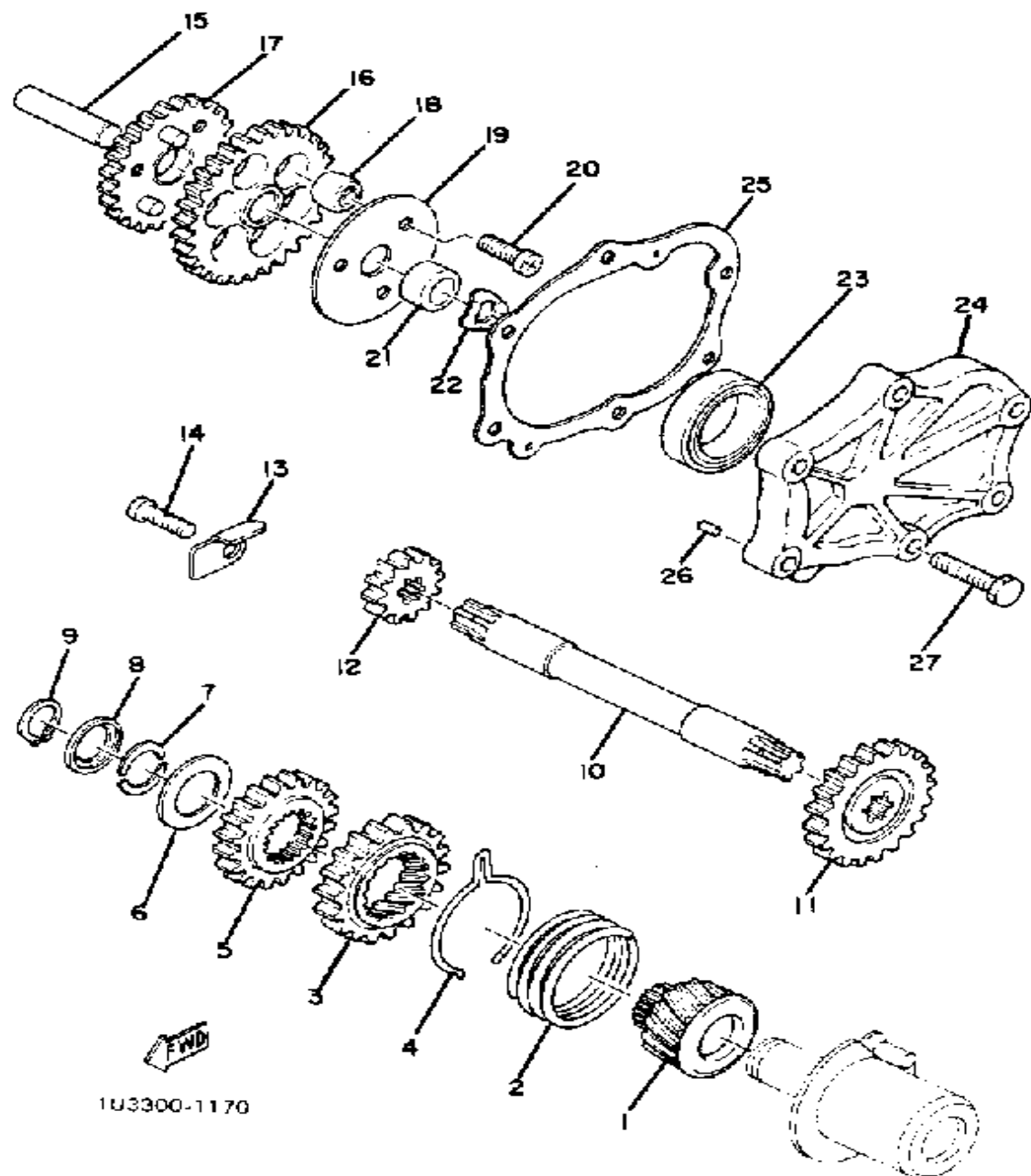
STARTING MOTOR

Ref. No.	Part Number	Description	Qty	Remarks
1	306-81800-12-00	STARTING MOTOR ASSEMBLY	1	
2	(306-81850-11-00)	ARMATURE ASSEMBLY	1	
3	306-81811-10-00	. BRUSH 1	1	
4	306-81812-10-00	. BRUSH 2	1	
5	(306-81825-10-00)	WASHER, INSULATOR	1	
6	93101-17047-00	. OIL SEAL, S-TYPE	1	
7	306-81827-10-00	. PIECE, FRICTION	2	
8	(306-81893-10-00)	WASHER, SPECIAL	1	
9	306-81828-10-00	. SHIM, WASHER	1	
10	(306-81826-10-00)	BOLT	1	
11	(306-81829-10-00)	GROMMET	2	
12	306-81862-10-00	. CAP	1	
13	306-81823-10-00	. STAY, STARTING MTR	2	
14	98701-04010-00	. SCREW, FLAT HEAD	2	
15	306-81840-10-00	. BRUSH HOLDER ASSEMBLY	1	
16	(90109-08393-00)	BOLT	2	
17	97313-08035-00	BOLT, HEXAGON	2	
18	92990-08100-00	WASHER	4	
19	92990-08200-00	WASHER, PLAIN	4	



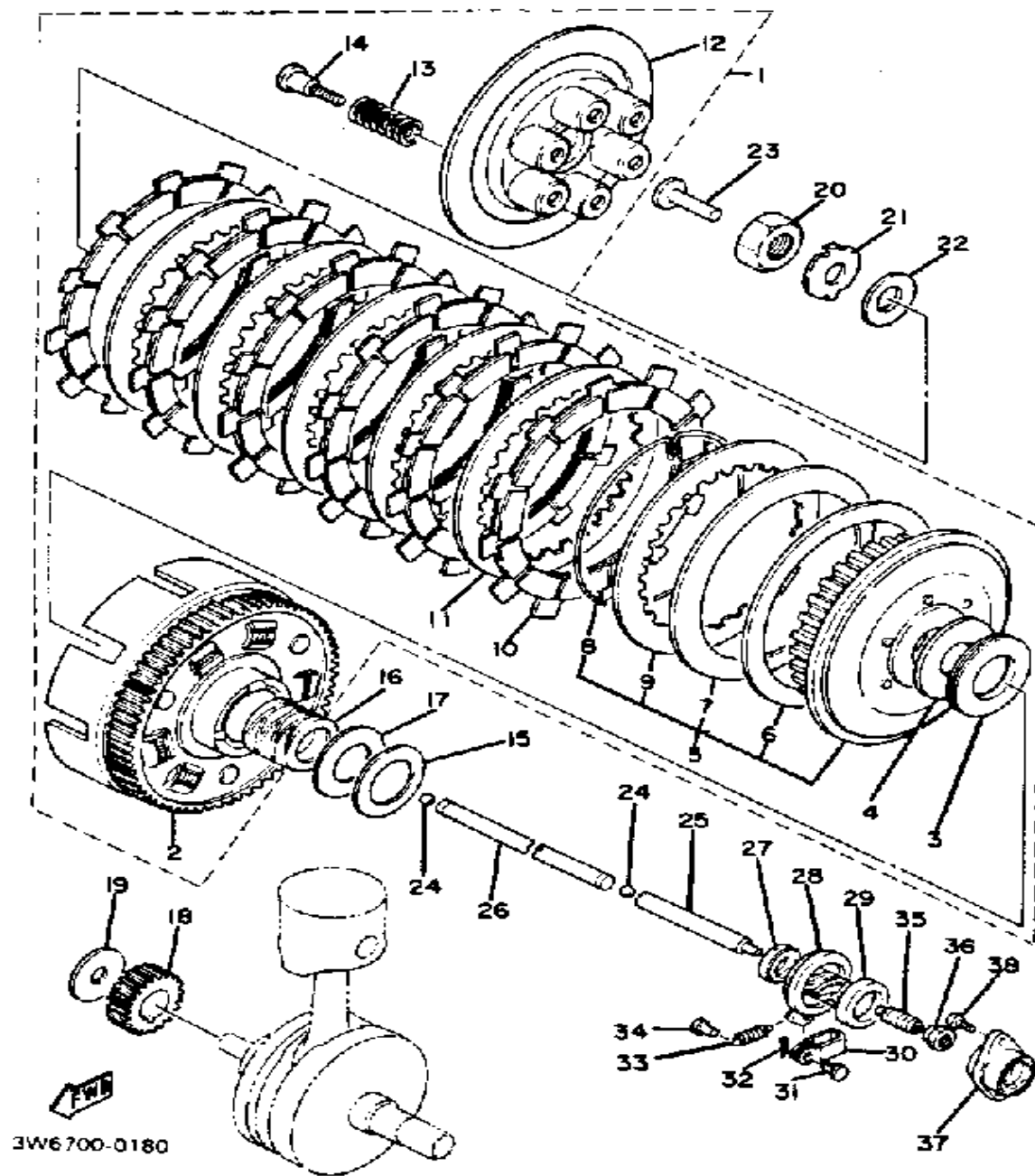
KICK STARTER

Ref. No.	Part Number	Description	Qty	Remarks
1	(256-15660-02-00)	KICK AXLE ASSEMBLY	1	
2	(90468-26044-00)	CLIP	1	
3	306-15641-01-00	GEAR, KICK	1	
4	(256-15673-00-00)	CLIP	1	
5	(256-15654-00-00)	HOLDER, KICK GEAR	2	
6	90508-32062-00	SPRING, TORSION	1	
7	(611-45567-00-03)	SHIM	1	U.R.
	611-45567-00-01	SHIM (0.1MM)	1	U.R.
	611-45567-00-05	SHIM (0.5MM)	1	U.R.
8	90560-25048-00	SPACER (856-23858-00)	1	
9	256-15664-01-00	GUIDE, SPRING	1	
10	90201-256K6-00	WASHER, PLATE (0.9T)	2	
11	93410-25017-00	CIRCLIP	1	
12	93102-25064-00	OIL SEAL	1	
13	2M0-15620-02-00	KICK CRANK ASSEMBLY	1	
14	156-15618-01-00	. COVER, KICK LEVER	1	
15	(2M0-15621-01-00)	BOSS, KICK CRANK	1	
16	90501-12081-00	. SPRING, COMPRESSION	1	
17	93507-32031-00	. BALL	1	
18	90201-15234-00	. WASHER, PLATE	1	
19	99006-10600-00	. CIRCLIP	1	
20	97313-08030-00	BOLT, HEXAGON	1	



STARTING MOTOR UNIT

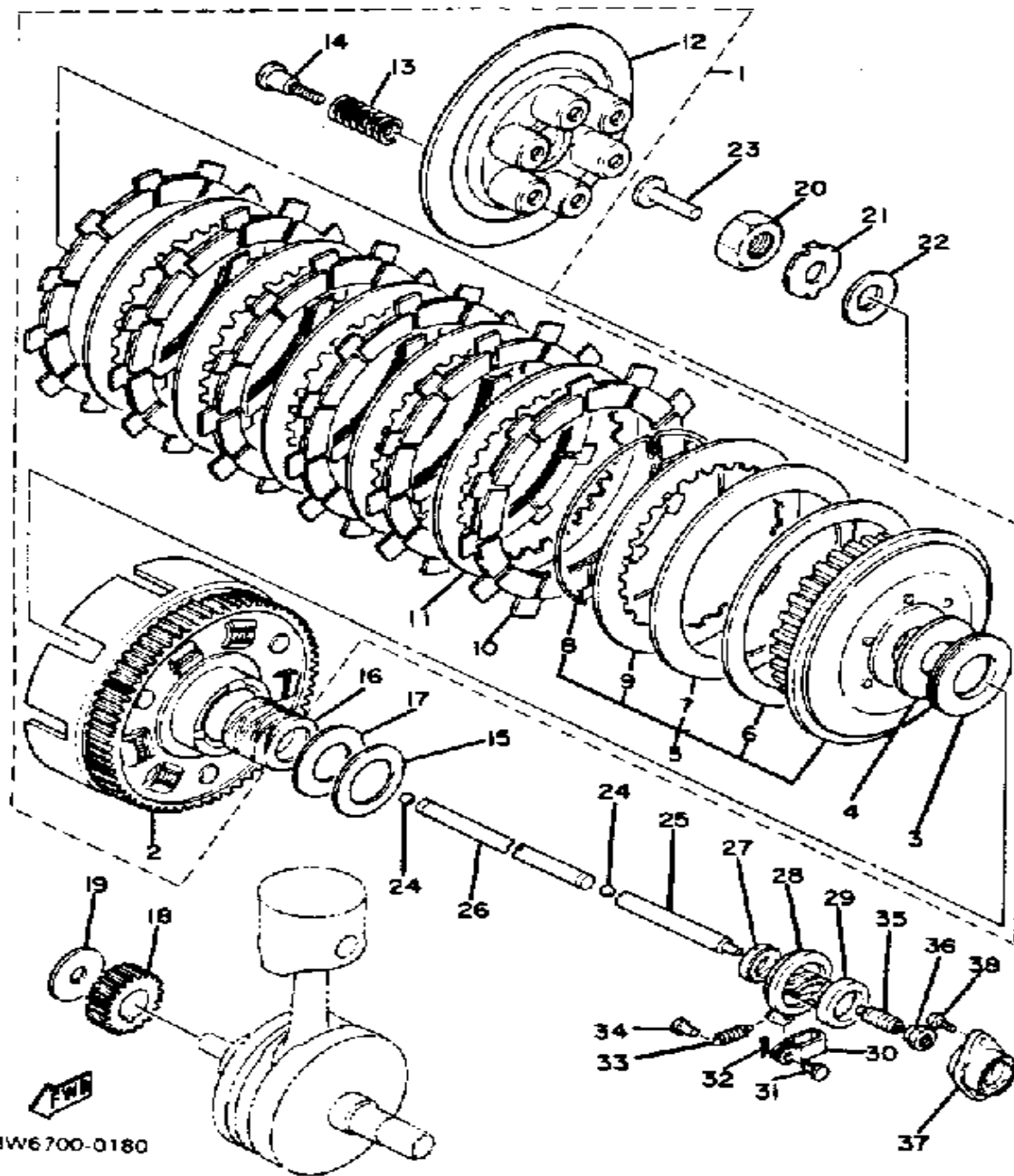
Ref. No.	Part Number	Description	Qty	Remarks
1	306-Y1554-00-00	WHEEL STARTER	1	
2	90501-15409-00	SPRING, COMPRESSION	1	
3	447-15516-00-00	GEAR 4	1	
4	90468-29062-00	CLIP	1	
5	306-15515-00-00	GEAR 3	1	
6	90201-17257-00	WASHER, PLATE	1	
7	306-15562-00-00	CLIP	2	
8	306-15563-00-00	HOLDER, CLIP	1	
9	99009-17400-00	CIRCLIP	1	
10	306-15522-00-00	SHAFT 2	1	
11	306-15513-00-00	GEAR 1	1	
12	306-15514-00-00	GEAR 2	1	
13	447-15531-00-00	PLATE, STOPPER	1	
14	98580-06020-00	SCREW	1	
15	1AE-15521-00-00	SHAFT 1	1	
16	(306-15512-00-00)	GEAR, IDLER 1	1	
17	306-15517-00-00	GEAR, IDLER 2	1	
18	306-15571-00-00	ABSORBER	6	
19	306-15532-00-00	PLATE, IDLE GEAR	1	
20	98580-06020-00	SCREW	3	
21	90387-12093-00	COLLAR	1	
22	90206-12074-00	WASHER, WAVE	1	
23	93102-34095-00	OIL SEAL, SD-TYPE	1	
24	(306-15431-00-00)	COVER, CRANKCASE 3	1	
25	306-15452-00-00	GASKET, GR CRNK CVR	1	
26	93604-08071-00	PIN, DOWEL	2	
27	97011-06025-00	BOLT (97001-06025)	6	



CLUTCH

Ref. No.	Part Number	Description	Qty	Remarks
1	(1T3-16301-00-00)	CLUTCH ASSEMBLY	1	
2	(256-16150-02-00)	PRI DRVN GEAR	1	
3	93341-23504-00	. BEARING, FLAT # 1	1	
4	170-16164-00-00	. PLATE, THRUST 2	1	
5	1T3-16370-00-00	. CLUTCH BOSS ASSEMBLY ..	1	
6	2H7-16384-00-00	.. PLATE, SEAT	1	
7	2H7-16383-00-00	.. SPRING, CLUTCH BOSS ...	1	
8	1T3-16385-00-00	.. RING, CLUTCH BOSS	1	
9	256-16325-00-00	.. PLATE, CLUTCH 2	1	
10	341-16321-13-00	. PLATE, FRICTION	6	
11	341-16325-01-00	. PLATE, CLUTCH 2	5	
12	341-16351-01-00	. PLATE, PRESSURE 1	1	
13	90501-23142-00	. SPRING, COMPRESSION	6	
14	90149-06102-00	. SCREW, SPEC"L SHAPE ...	6	
15	90201-256K6-00	WASHER, PLATE (0.9T)	1	
16	90560-25131-00	SPACER	1	
17	170-16164-00-00	PLATE, THRUST 2	1	
18	(256-16111-00-00)	GEAR, PRI DRIVE	1	
19	90201-16579-00	WASHER, PLATE	1	
20	90170-18221-00	NUT	1	
21	90215-19139-00	WASHER, LOCK	1	
22	90208-18025-00	WASHER, CONICAL SPRING ..	1	
23	256-16356-00-00	ROD, PUSH 1	1	
24	93505-16006-00	BALL	2	
25	447-16357-01-00	ROD, PUSH 2	1	
26	341-16376-00-00	ROD, PUSH 3	1	
27	93102-08206-00	OIL SEAL, SD-TYPE	1	
28	1T3-16340-00-00	PUSH LEVER ASSEMBLY	1	
29	214-16347-01-00	SEAL, DUST	1	

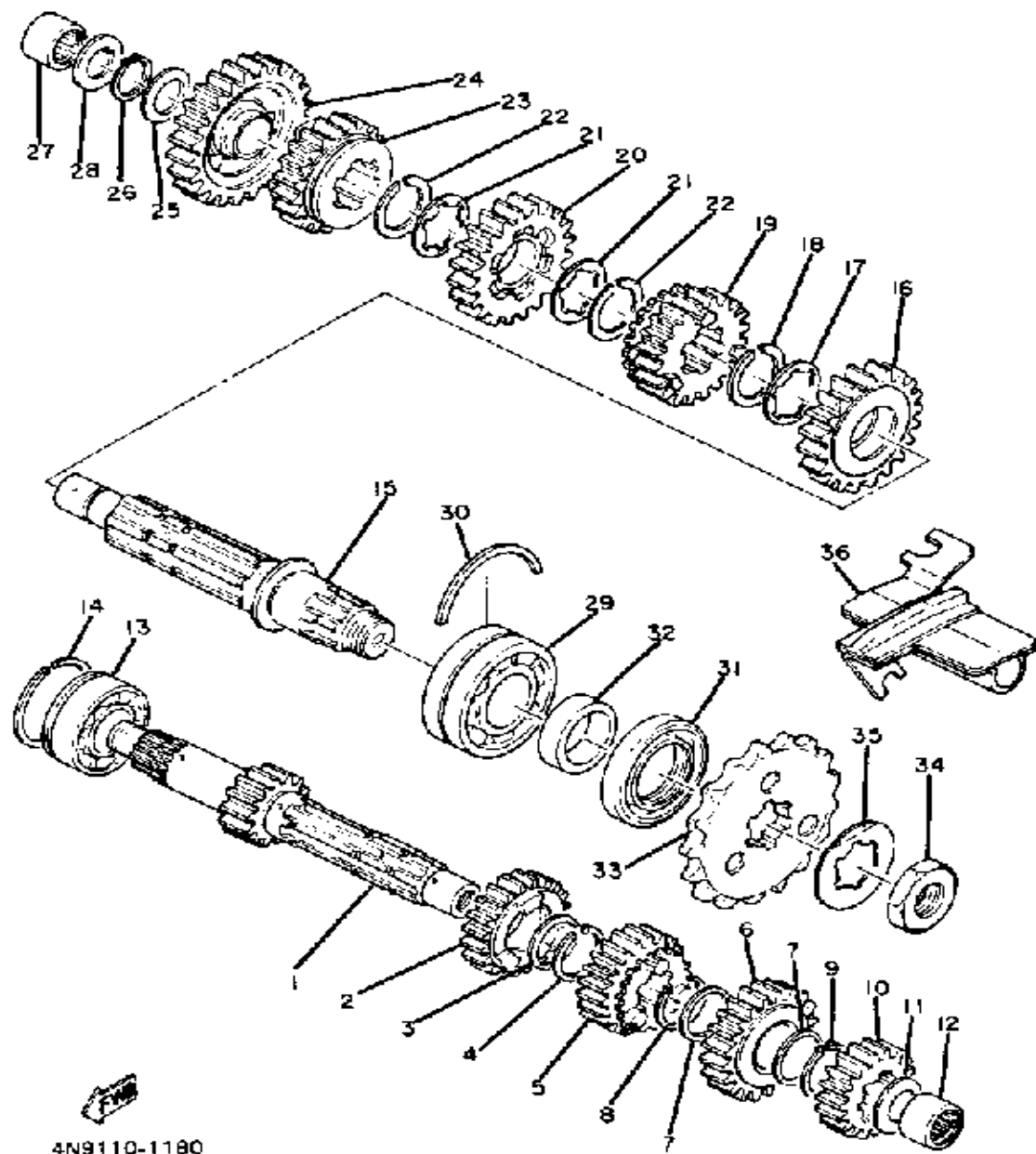
CONTINUED ON NEXT FRAME ➤



3W6700-0180

CLUTCH

Ref. No.	Part Number	Description	Qty	Remarks
30	214-16389-00-00	JOINT	1	
31	90240-06005-00	PIN, CLEVIS	1	
32	91401-10015-00	PIN, COTTER	1	
33	90506-10023-00	SPRING, TENSION	1	
34	132-16346-00-00	HOOK, SPRING	1	
35	90113-08021-00	BOLT, SET	1	
36	90179-08179-00	NUT	1	
37	371-16396-00-00	HOUSING, PUSH SCREW	1	
38	98580-05012-00	SCREW, PAN HEAD	2	

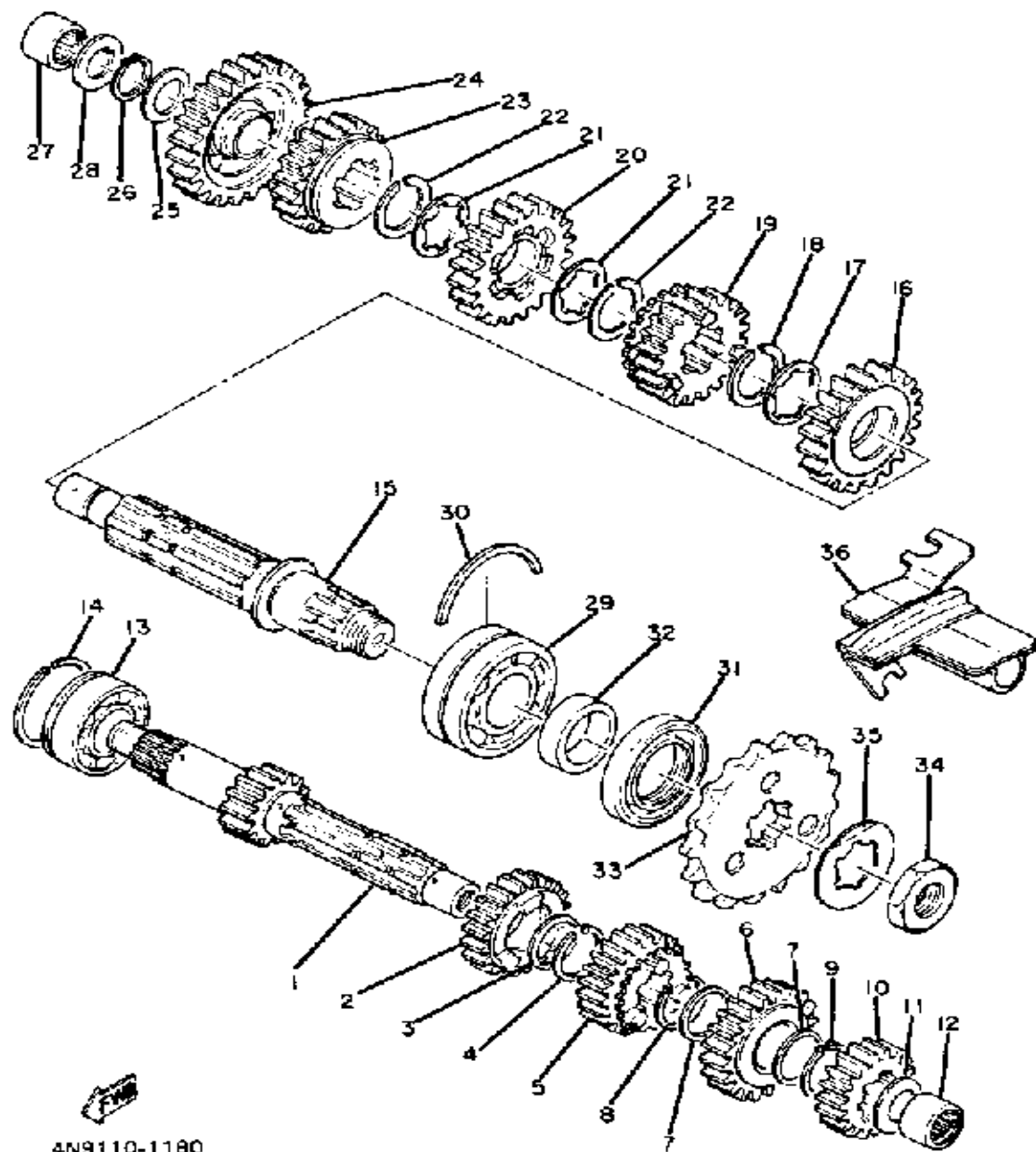


4N9110-1180

TRANSMISSION

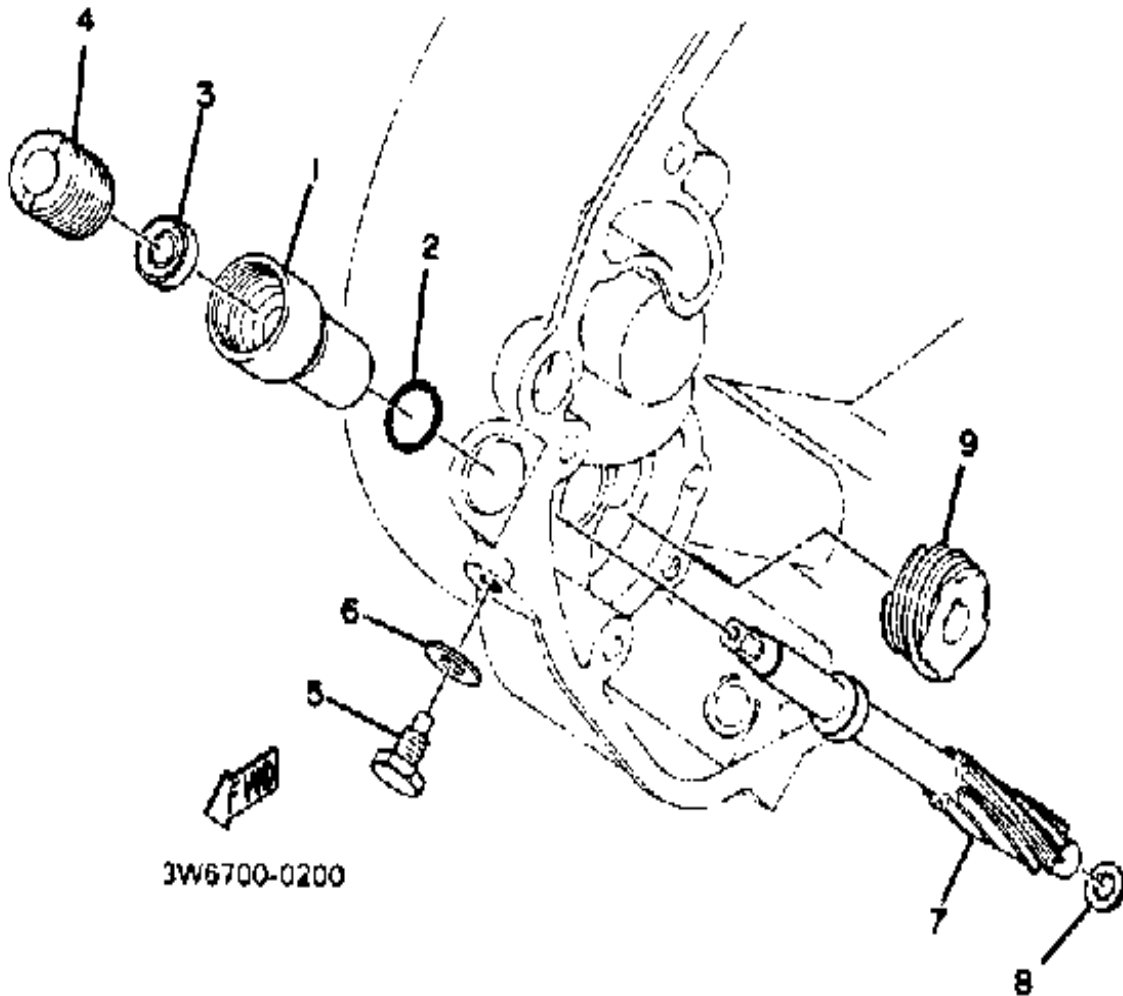
Ref. No.	Part Number	Description	Qty	Remarks
1	(306-17411-03-00)	AXLE, MAIN	1	
2	256-17141-02-00	GEAR, 4TH PINION	1	
3	90201-253K0-00	WASHER, PLATE (T=1.0)	1	
4	93440-25020-00	CIRCLIP	1	
5	256-17131-04-00	GEAR, 3RD PINION	1	
6	(341-17151-04-00)	GEAR, 5TH PINION	1	
7	90201-253K0-00	WASHER, PLATE (T=1.0)	2	
8	93440-25020-00	CIRCLIP	1	
9	93410-25017-00	CIRCLIP	1	
10	256-17121-01-00	GEAR, 2ND PINION	1	
11	(137-17427-00-09)	SHIM 1	1	
12	93313-32007-00	BEARING, CYLINDER.# 3	1	
13	93305-20504-00	BEARING	1	
14	93440-52014-00	CIRCLIP	1	
15	256-17421-02-00	AXLE, DRIVE	1	
16	256-17221-02-00	GEAR, 2ND WHEEL	1	
17	256-17236-00-10	WASHER, GEAR HOLD 3	1	U.R.
	256-17236-00-12	WASHER, GEAR HOLD 3	1	U.R.
18	93440-30015-00	CIRCLIP, OUTER	1	
19	256-17251-04-00	GEAR, 5TH WHEEL	1	
20	256-17231-04-00	GEAR, 3RD WHEEL	1	
21	256-17236-00-10	WASHER, GEAR HOLD 3	2	U.R.
	256-17236-00-12	WASHER, GEAR HOLD 3	2	U.R.
22	93440-30015-00	CIRCLIP, OUTER	2	
23	256-17241-02-00	GEAR, 4TH WHEEL	1	
24	306-17211-00-00	GEAR, 1ST WHEEL	1	
25	90201-20266-00	WASHER, PLATE (1.0T)	1	
26	93410-20021-00	CIRCLIP, S-TYPE	1	
27	93313-32005-00	BEARING, CYLINDER.# 3	1	

CONTINUED ON NEXT FRAME ➤



TRANSMISSION

Ref. No.	Part Number	Description	Qty	Remarks
28	(137-17427-00-09)	SHIM 1	1	
29	93305-20603-00	BEARING	1	
30	168-17424-00-00	CIRCLIP 1	1	
31	93105-40018-00	OIL SEAL, SDD-TYPE	1	
32	90387-30200-00	COLLAR	1	
33	93855-17129-00	SPROCKET, DRIVE	1	
34	90179-22022-00	NUT, SPEC'L SHAPE	1	
35	90215-26024-00	WASHER, LOCK	1	
36	447-17467-02-00	GUIDE, CHAIN 1	1	

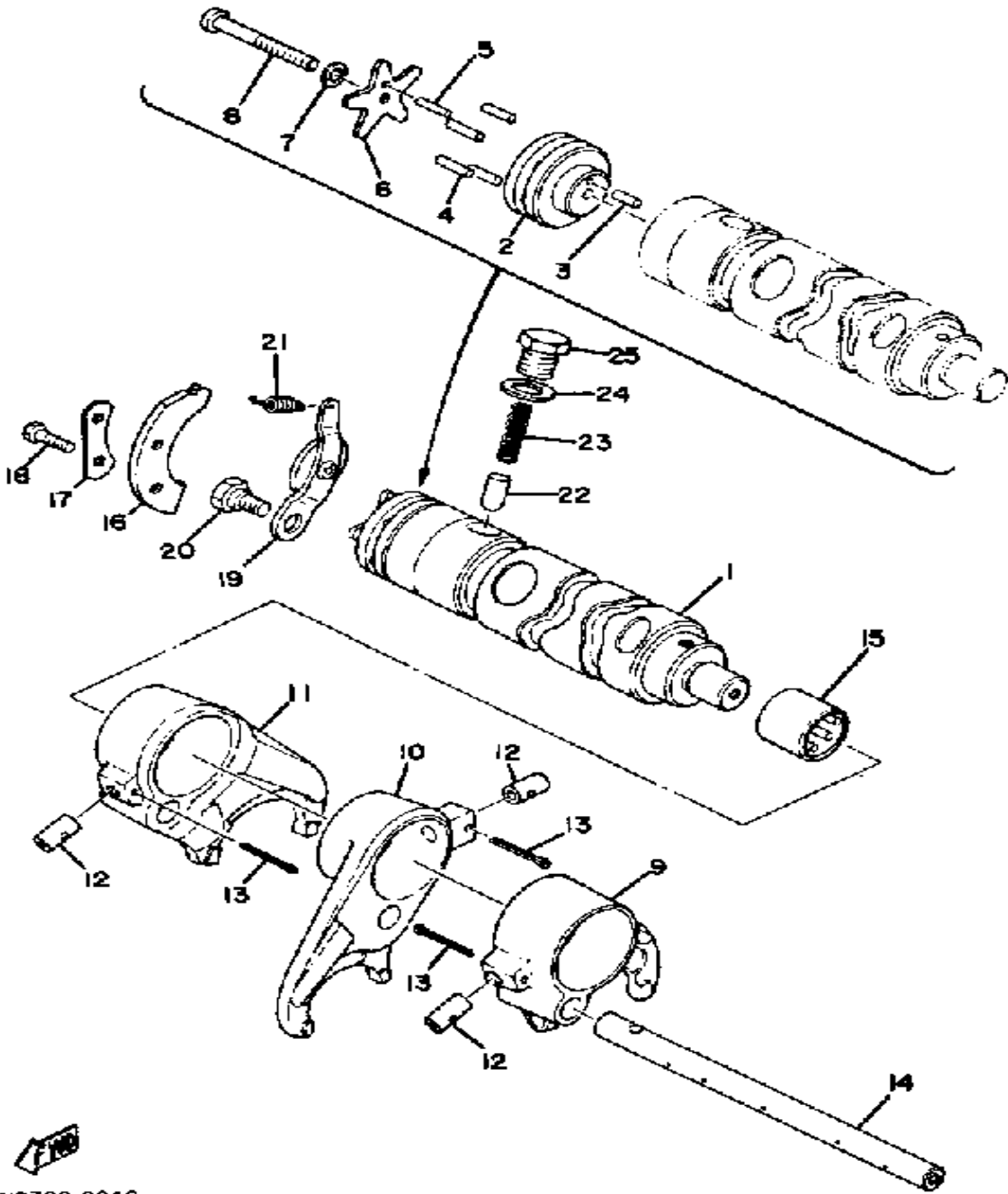


TACHOMETER GEAR

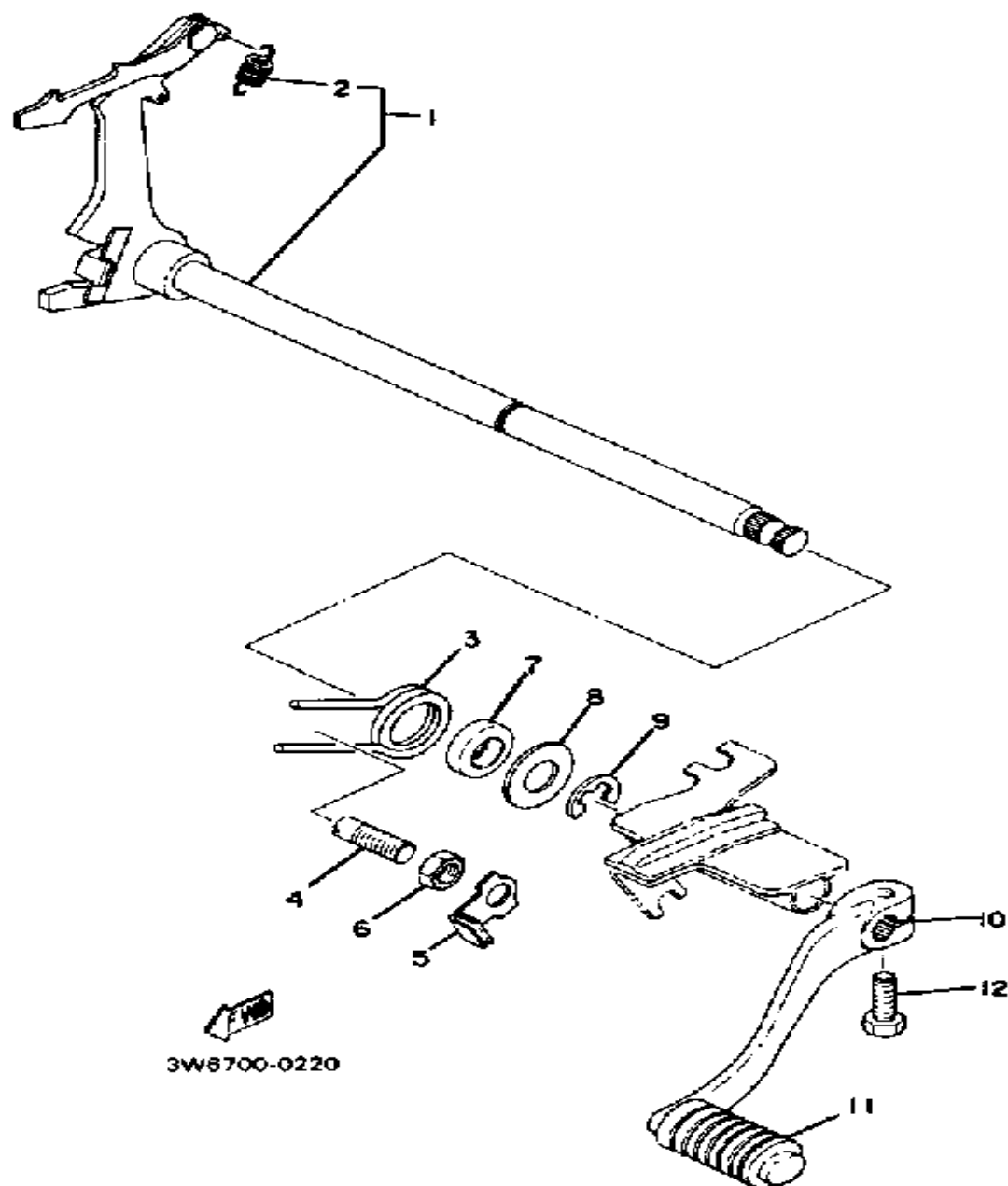
Ref. No.	Part Number	Description	Qty	Remarks
1	256-17811-01-00	HOUSING, TACH GEAR	1	
2	93210-11313-00	O-RING	1	
3	93104-07036-00	OIL SEAL, SO-TYPE	1	
4	256-17848-00-00	ADAPTER	1	
5	90109-06076-00	BOLT	1	
6	90430-06014-00	GASKET	1	
7	256-17841-01-00	GEAR, DRIVEN	1	
8	90201-08624-00	WASHER, PLATE	1	
9	256-17831-00-00	GEAR, DRIVE	1	

SHIFT CAM-FORK

Ref. No.	Part Number	Description	Qty	Remarks
1	306-18540-00-00	SHIFT CAM ASSEMBLY	1	
2	(306-18546-00-00)	CAM, SHIFT 2	1	
3	93604-10011-00	. PIN, DOWEL	2	
4	93604-14012-00	. PIN, DOWEL	4	
5	93603-14026-00	. PIN, DOWEL	1	
6	(168-18561-00-00)	PLATE, SIDE 1	1	
7	92990-05300-00	. WASHER, INTERNAL TOOTH	1	
8	98501-05046-00	. SCREW, PAN HEAD	1	
9	256-18511-00-00	FORK, SHIFT 1	1	
10	256-18512-00-00	FORK, SHIFT 2	1	
11	256-18513-00-00	FORK, SHIFT 3	1	
12	90249-08122-00	PIN, SPEC'L SHAPE	3	
13	91401-25030-00	PIN, COTTER	3	
14	256-18531-00-00	BAR, SHIF FRK GDE 1	1	
15	93320-31501-00	BEARING, CYLINDER.# 0	1	
16	256-18562-00-00	PLATE, STOPPER 2	1	
17	256-18565-00-00	PLATE, LOCK SCREW	1	
18	90101-06091-00	BOLT	2	
19	341-18140-00-00	STOPPER LEVER ASSEMBLY .	1	
20	90109-06181-00	BOLT	1	
21	90506-10022-00	SPRING, TENSION	1	
22	137-18547-00-00	STOPPER, CAM	1	
23	90501-10068-00	SPRING, COMPRESSION	1	
24	90430-16047-00	GASKET	1	
25	(90109-16633-00)	BOLT	1	

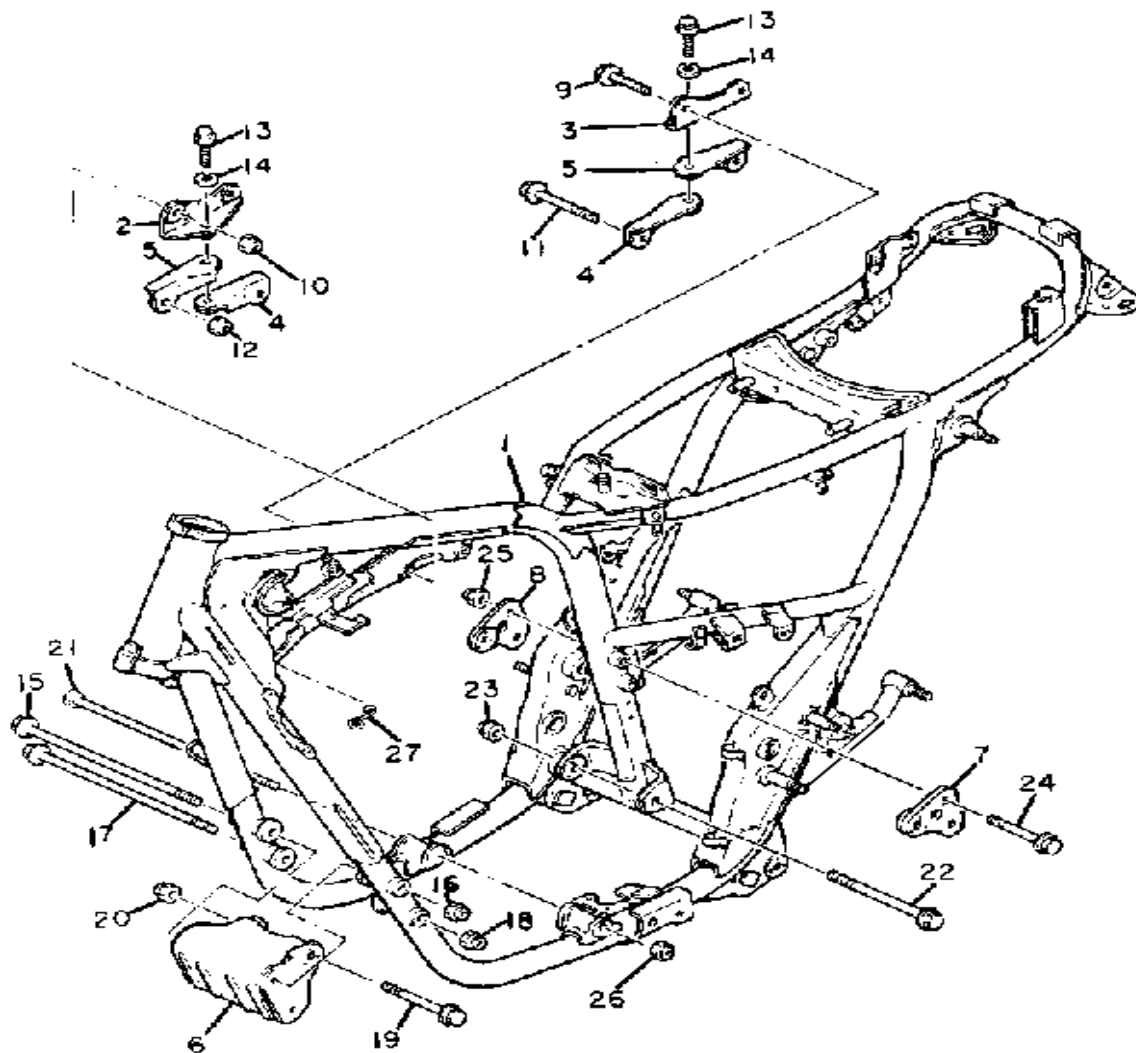


3W6700-0210



SHIFT SHAFT-PEDAL

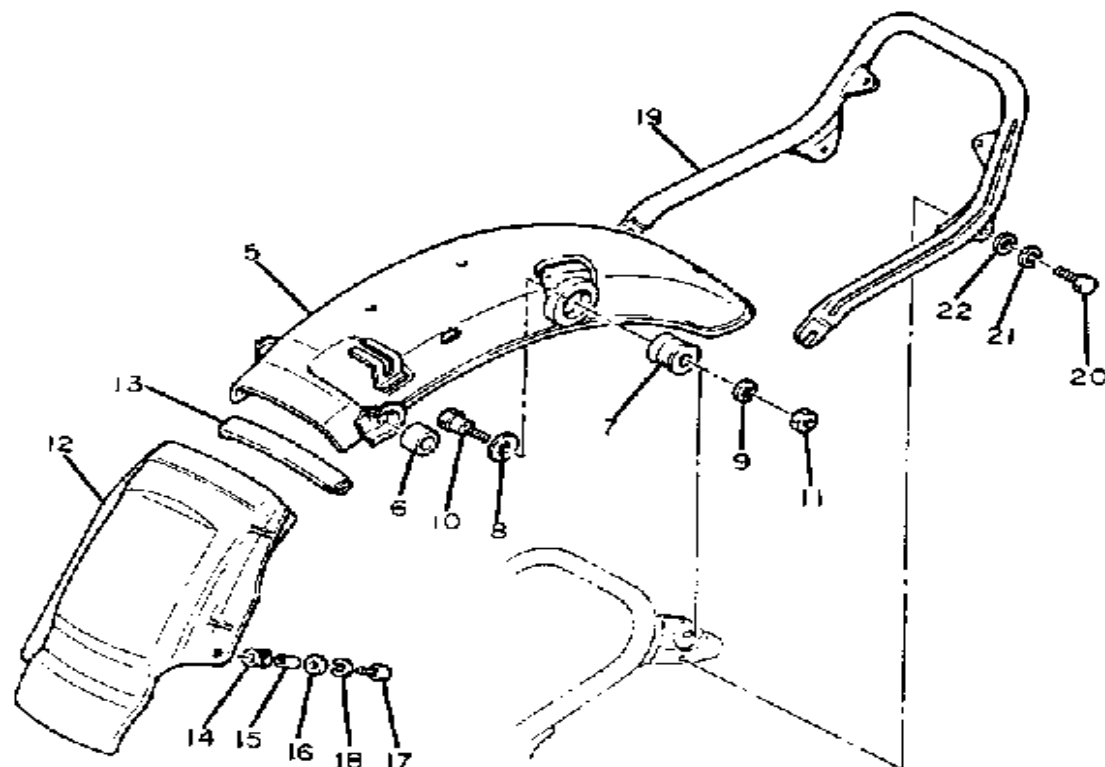
Ref. No.	Part Number	Description	Qty	Remarks
1	256-18101-03-00	SHIFT SHAFT ASSEMBLY. 1	1	
2	90506-08007-00	. SPRING, TENSION	1	
3	90508-32559-00	SPRING, TORSION	1	
4	(90149-10018-00)	SCREW, SPEC'L SHAPE	1	
5	90215-10105-00	WASHER, LOCK	1	
6	90170-10038-00	NUT, HEXAGON	1	
7	93109-14010-00	OIL SEAL, SDO-TYPE	1	
8	90201-14220-00	WASHER, PLATE	1	
9	99001-12600-00	CIRCLIP	1	
10	2J2-18111-01-00	PEDAL, SHIFT	1	
11	132-18113-01-00	COVER, SHIFT PEDAL	1	
12	97011-06020-00	BOLT	1	



5V4110 2220

FRAME

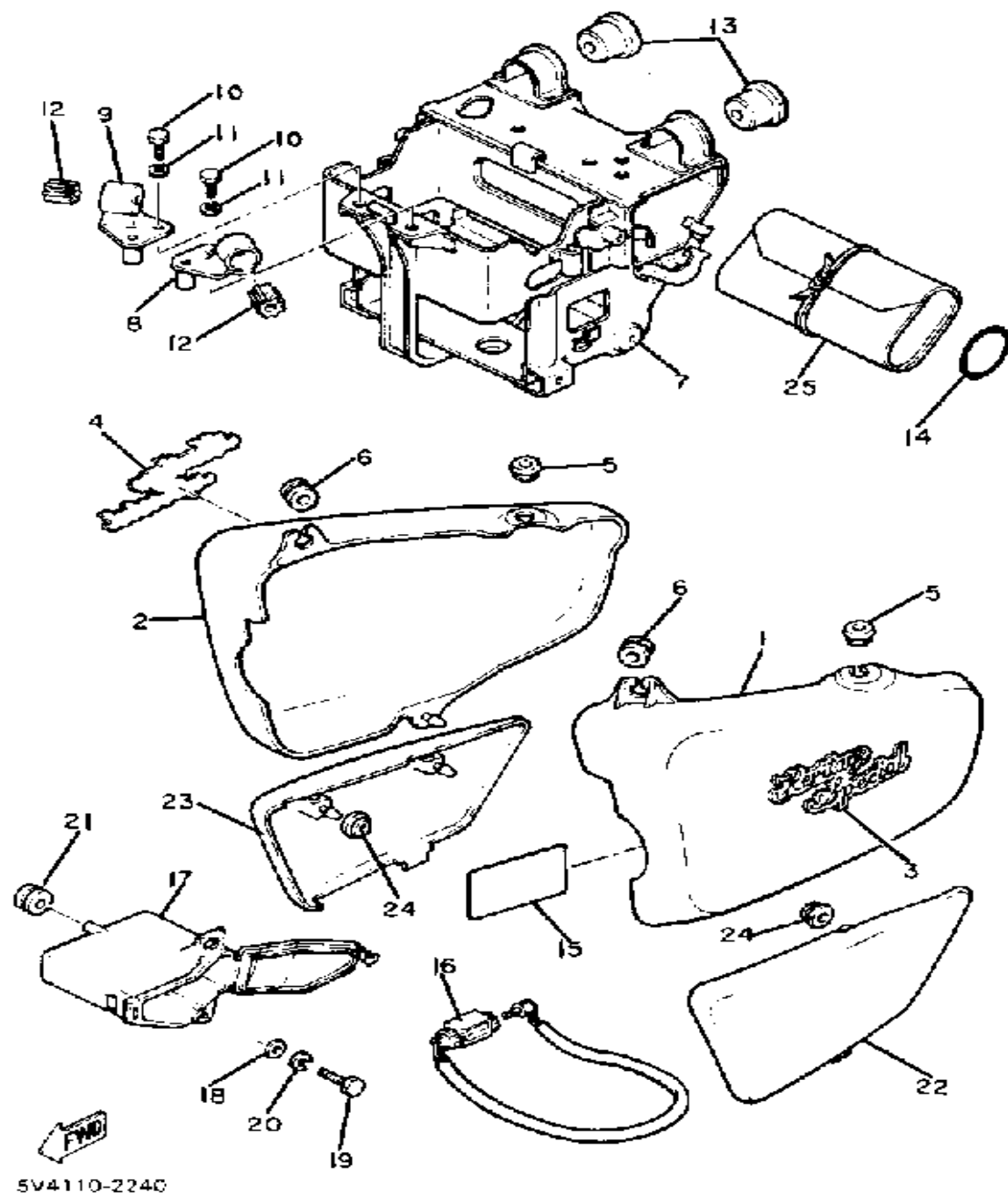
Ref. No.	Part Number	Description	Qty	Remarks
1	(5V4-21110-00-98)	FRAME	1	LOW GLOSS BLACK
2	447-21314-00-00	STAY, ENGINE 1	1	
3	447-21315-00-00	STAY, ENGINE 2	1	
4	256-21316-01-00	STAY, ENGINE 3	2	
5	256-21317-01-00	STAY, ENGINE 4	2	
6	447-21318-00-98	STAY, ENGINE 5	1	
7	447-21319-00-00	STAY, ENGINE 6	1	
8	447-21387-00-00	STAY, ENGINE 7	1	
9	95811-08055-00	BOLT, FLANGE	2	
10	90185-08089-00	NUT, SELF-LOCKING	2	
11	95816-08090-00	BOLT, FLANGE	2	
12	90185-08090-00	NUT, SELF-LOCKING	2	
13	95811-10025-00	BOLT, FLANGE	2	
14	92990-10100-00	WASHER, SPRING	2	
15	90105-10235-00	BOLT, WASHER BASED	1	
16	90185-10060-00	NUT, SELF-LOCKING	1	
17	90105-10044-00	BOLT, WASHER BASED	1	
18	90185-10060-00	NUT, SELF-LOCKING	1	
19	90105-10039-00	BOLT, WASHER BASED	1	
20	90185-10060-00	NUT, SELF-LOCKING	1	
21	90106-10029-00	BOLT, DOME HEAD	1	
22	90105-10119-00	BOLT, WASHER BASED	1	
23	90185-10060-00	NUT, SELF-LOCKING	1	
24	(95826-10070-00)	BOLT, FLANGE	3	
25	90185-10091-00	NUT, SELF-LOCKING	3	
26	90185-10060-00	NUT, SELF-LOCKING	1	
27	(90465-20138-00)	CLAMP	1	



4M4110-1230

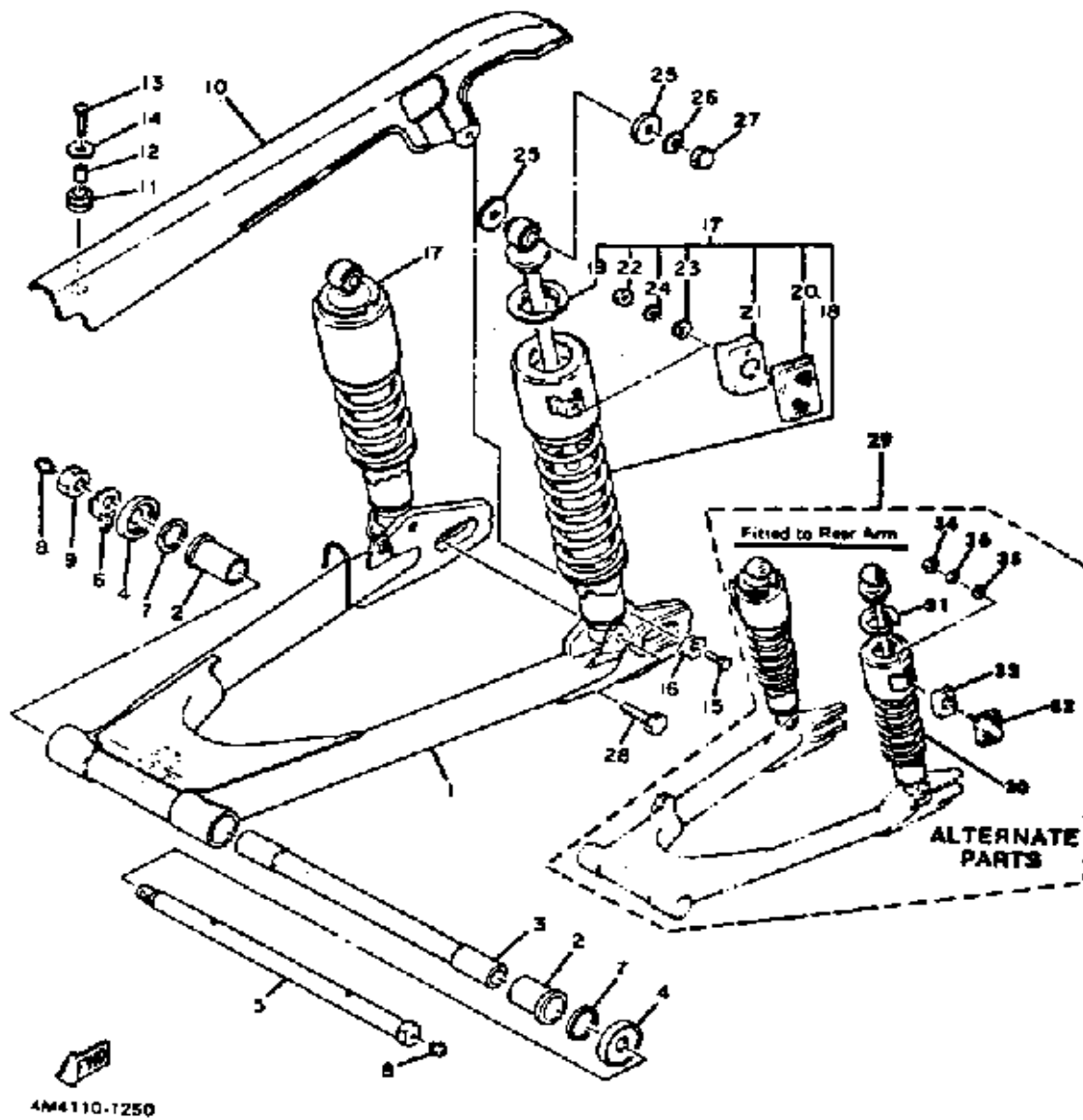
FRONT FENDER-REAR FENDER

Ref. No.	Part Number	Description	Qty	Remarks
1	2J2-21510-00-33	FENDER, FRONT	1	YAMAHA BLACK
2	97313-08020-00	BOLT, HEXAGON	4	
3	92990-08100-00	WASHER	4	
4	1A0-21518-00-00	HOLDER, CABLE	1	
5	3G1-21610-00-33	FENDER, REAR	1	YAMAHA BLACK
6	447-21638-00-00	DAMPER 1	2	
7	168-21639-00-00	DAMPER 2	2	
8	90201-15239-00	WASHER, PLATE	2	
9	92990-10200-00	WASHER, PLAIN	2	
10	90109-10547-00	BOLT	2	
11	95303-10600-00	NUT (95301-10600)	2	
12	(2M0-21629-00-00)	GUARD, MUD	1	
13	447-21268-01-00	SEAL	1	
14	90480-14023-00	GROMMET	3	
15	90387-07390-00	COLLAR	3	
16	90201-06067-00	WASHER, PLATE	3	
17	97011-06025-00	BOLT (97001-06025)	3	
18	92995-06100-00	WASHER, SPRING	3	
19	3G1-21645-00-00	STAY, REAR	1	
20	97013-10030-00	BOLT (8J7) (97303-10030)	2	
21	92990-10100-00	WASHER, SPRING	2	
22	92990-10600-00	WASHER, PLATE	2	



SIDE COVER-TOOL

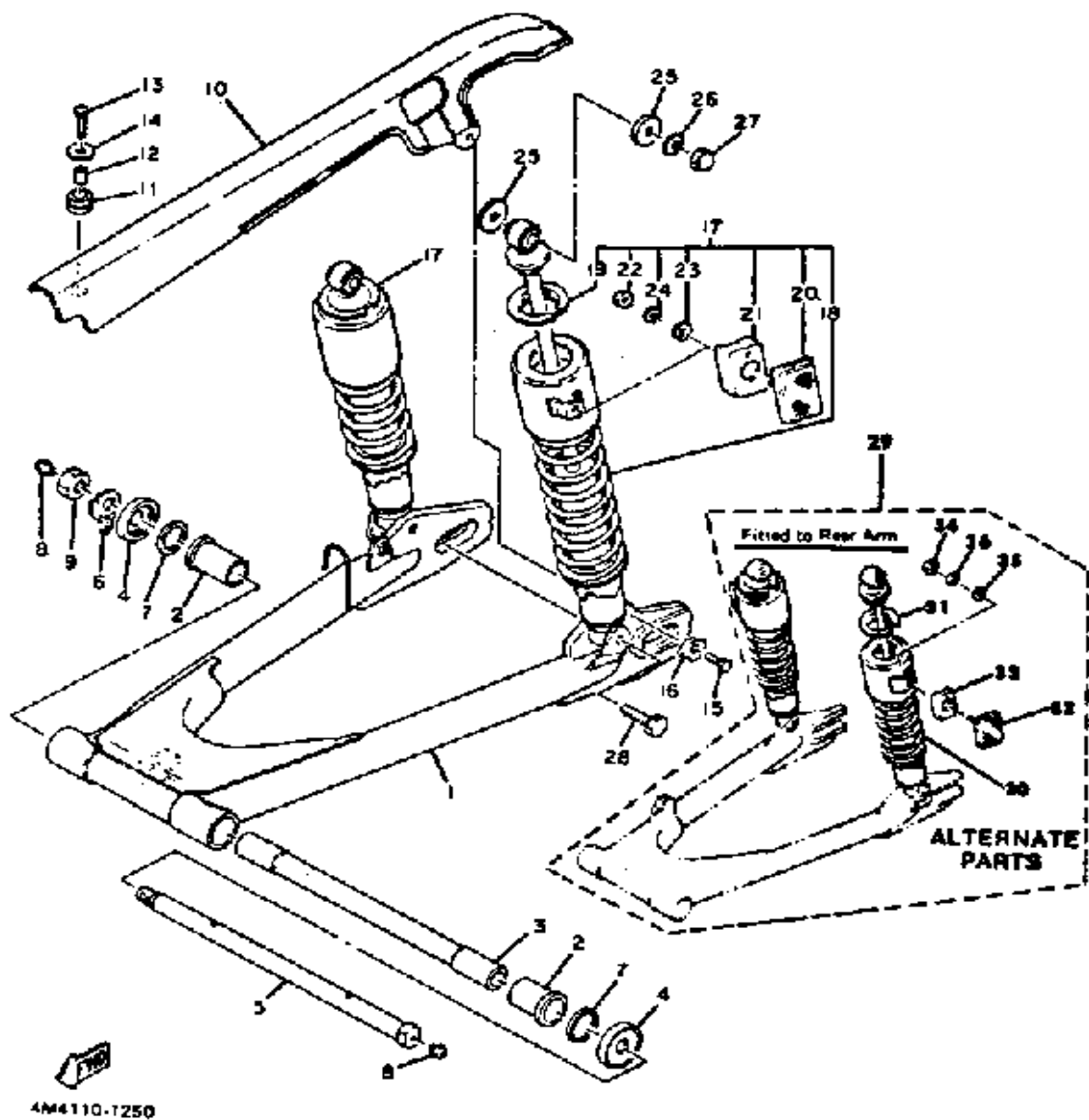
Ref. No.	Part Number	Description	Qty	Remarks
1	4N9-21711-00-6G	COVER, SIDE 1	1	NEW YAMAHA BLK
2	4N9-21721-00-6G	COVER, SIDE 2	1	NEW YAMAHA BLK
3	5V4-21781-00-00	EMBLEM 1	1	
4	5V4-21782-00-00	EMBLEM 2	1	
5	90480-01401-00	GROMMET	2	
6	90480-12053-00	GROMMET	4	
7	(5V4-21170-00-00)	BOX, BATT.	1	
8	447-21149-00-00	BRACKET, BATT BOX	1	
9	447-21344-00-00	BRACKET, BATT BOX	1	
10	97313-06016-00	BOLT, HEXAGON	2	
11	92995-06100-00	WASHER, SPRING	2	
12	2J2-21729-00-00	CLAMP, DAMPER	2	
13	256-21747-00-00	DAMPER	2	
14	93210-40040-00	O-RING	1	
15	(5V4-21683-01-00)	PLATE, SPEC	1	
16	4R0-W2171-00-00	WHEEL LOCK ASSEMBLY ...	1	
17	5V4-21258-00-00	BOX	1	
18	90201-06M02-00	WASHER, PLATE	1	
19	97313-06016-00	BOLT, HEXAGON	1	
20	92995-06100-00	WASHER, SPRING	1	
21	90480-15058-00	GROMMET	1	
22	5V4-21731-00-00	COVER, SIDE 3	1	
23	5V4-21741-00-00	COVER, SIDE 4	1	
24	90480-01401-00	GROMMET	4	
25	3J3-W2810-00-00	TOOL KIT	1	



REAR ARM-SUSPENSION

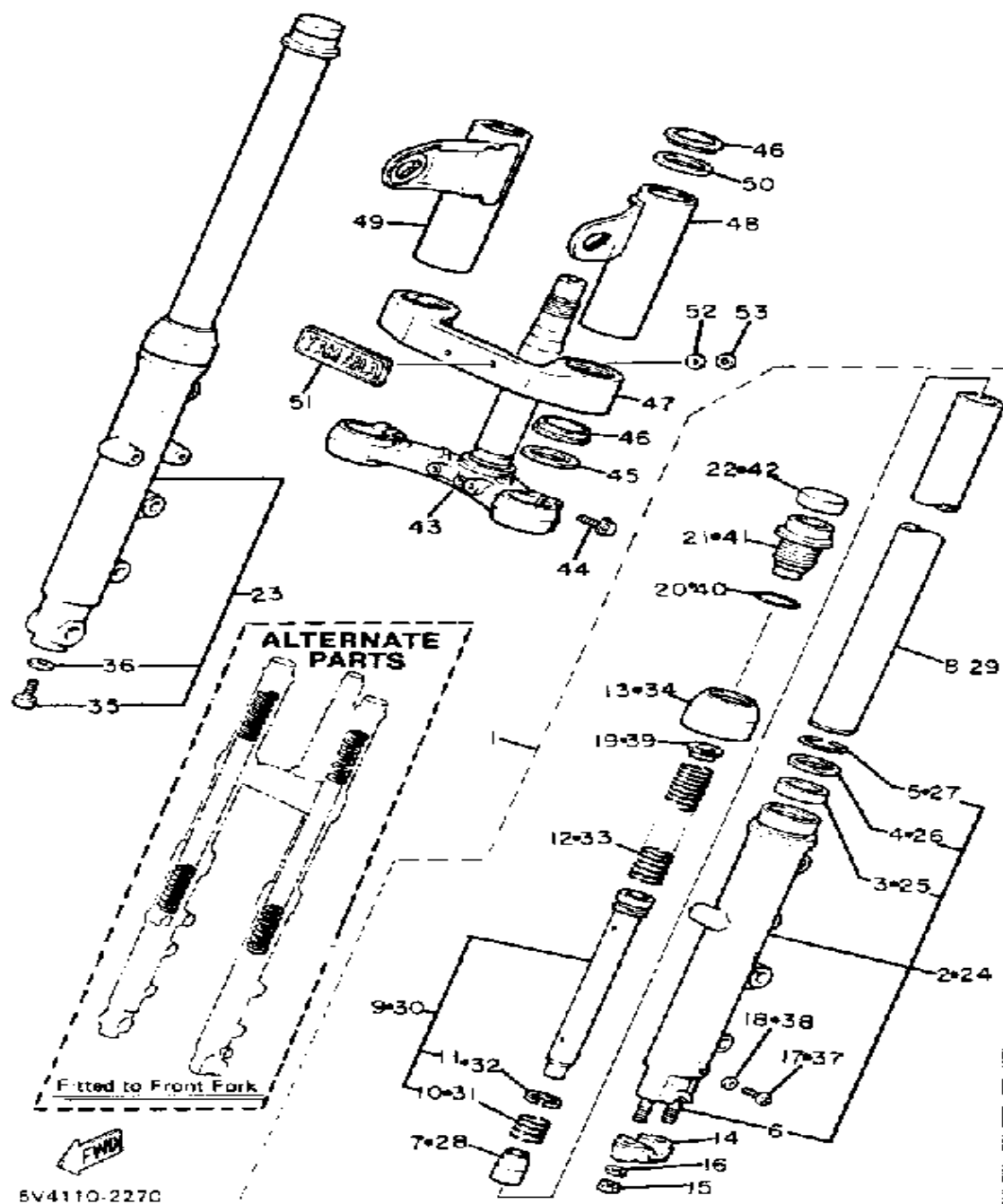
Ref. No.	Part Number	Description	Qty	Remarks
1	(2M0-22110-10-98)	REAR ARM	1	LOW GLOSS BLK
2	90386-22102-00	BUSH, SPEC'L NYLON	2	
3	341-22184-00-00	BUSH	1	
4	447-22128-00-00	COVER, THRUST 1	2	
5	447-22141-00-00	SHAFT, PIVOT	1	
6	90215-14055-00	WASHER, LOCK	1	
7	240-22127-00-00	SHIM	2	U.N.
8	93700-06M03-00	NIPPLE, GREASE	2	
9	90170-14403-00	NUT	1	
10	2M0-22311-00-93	CASE, CHAIN	1	CHROME PLATED
11	90480-14023-00	GROMMET	1	
12	90387-07390-00	COLLAR	1	
13	97011-06025-00	BOLT (97001-06025)	1	
14	90201-06066-00	WASHER, PLATE	1	
15	97016-06020-00	BOLT	1	
16	90215-07164-00	WASHER, LOCK	1	
17	5V4-22210-00-00	SHK/ABS ASSEMBLY, REAR .	2	
18	2M0-22212-00-00	. SPRING	1	
19	341-22213-20-00	. SEAT, SPRING UPPER	1	
20	55R-85130-00-00	. REAR REFLECTOR ASSEMBLY	1	
21	3G1-85137-00-00	. BASE, RFLCTR REAR	1	
22	95380-05600-00	. NUT	1	
23	92990-05200-00	. WASHER, PLAIN	1	
24	92990-05100-00	. WASHER, SPRING	1	
25	90201-100A1-00	WASHER, PLATE	4	
26	92990-10100-00	WASHER, SPRING	2	
27	90176-10009-00	NUT, CROWN	2	
28	90106-10025-00	BOLT, DOME HEAD	2	

CONTINUED ON NEXT FRAME ➤



REAR ARM-SUSPENSION

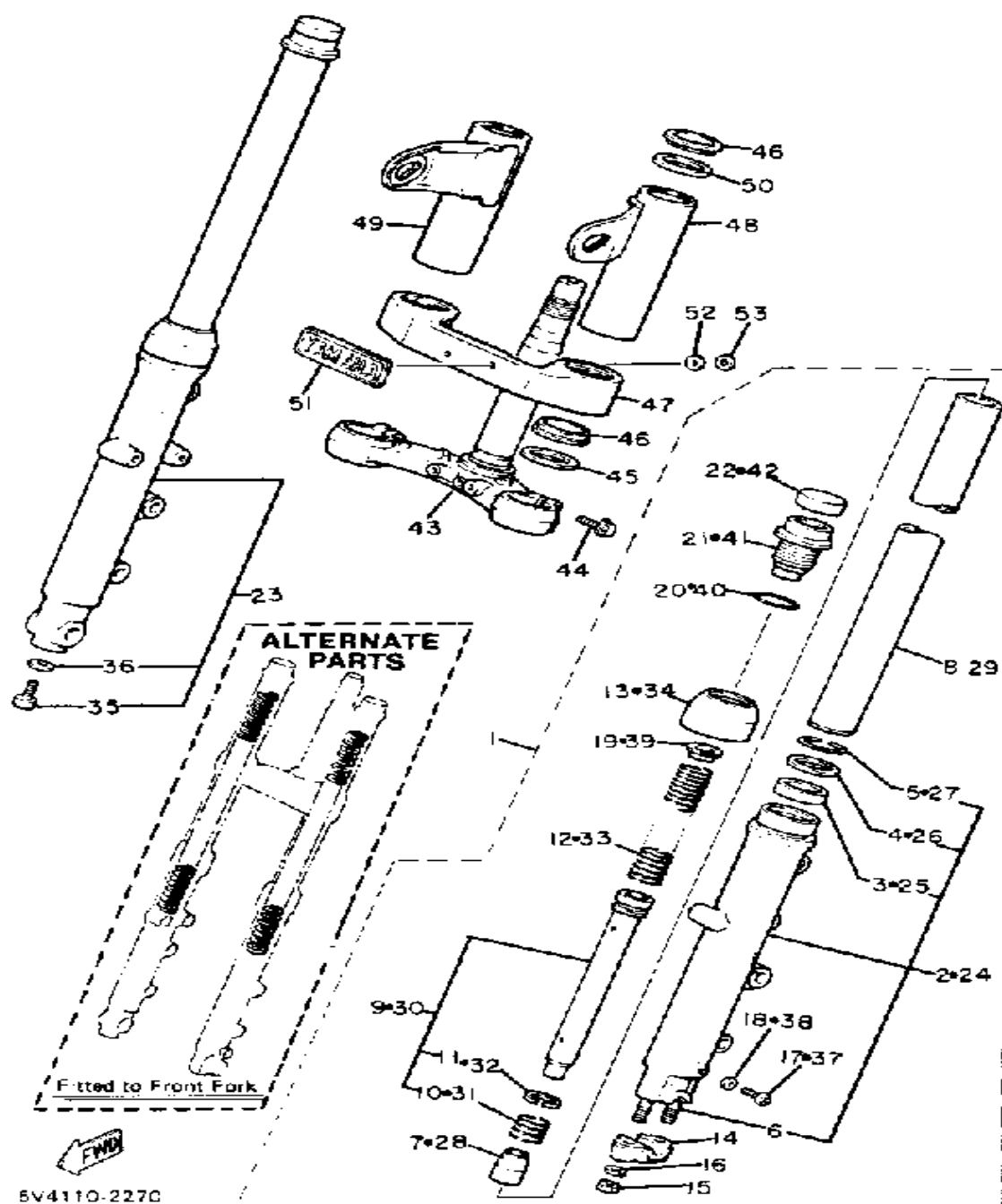
Ref. No.	Part Number	Description	Qty	Remarks
29	(5V4-22210-10-00)	SHK/ABS ASSEMBLY, REAR	2	ALTERNATE PART HEAVY DUTY
30	(2M0-22212-10-00)	SPRING	1	ALTERNATE PART HEAVY DUTY
31	341-22213-20-00	. SEAT, SPRING UPPER	1	ALTERNATE PART
32	55R-85130-00-00	. REAR REFLECTOR ASSEMBLY	1	ALTERNATE PART
33	3G1-85137-00-00	. BASE, RFLCTR REAR	1	ALTERNATE PART
34	95380-05600-00	. NUT	1	ALTERNATE PART
35	92990-05200-00	. WASHER, PLAIN	1	ALTERNATE PART
36	92990-05100-00	. WASHER, SPRING	1	ALTERNATE PART



FRONT FORK

Ref. No.	Part Number	Description	Qty	Remarks
1	(5V4-23102-00-00)	FRONT FORK ASSEMBLY L	1	
2	5V4-23126-00-00	. TUBE, OUTER 1	1	
3	1T3-23145-00-00	.. OIL SEAL	1	
4	341-23146-50-00	.. WASHER, OIL SEAL	1	
5	341-23156-50-00	.. CLIP, OIL SEAL	1	
6	90116-08261-00	.. BOLT, STUD	2	
7	1W1-23173-L0-00	. SPINDLE, TAPER	1	
8	2F0-23110-00-00	. INNER TUBE 1	1	
9	2F0-23170-00-00	. CYLINDER, FRTFRK	1	
10	(2F0-23151-00-00)	SPRING, REBOUND	1	
11	2F0-23157-00-00	.. RING, PISTON FRTFRK	1	
12	(2F0-23141-10-00)	SPRING, FRONT FORK	2	ALTERNATE PART HEAVY DUTY
	2F0-23141-00-00	. SPRING, FRONT FORK	1	
13	1T3-23144-50-00	. SEAL, DUST	1	
14	341-23167-50-00	. HOLDER, AXLE	1	
15	90185-08089-00	. NUT, SELF-LOCKING	2	
16	92901-08600-00	. WASHER	2	
17	4H7-23119-00-00	. PLUG, DRAIN - (122-23119-01)	1	
18	122-23129-00-00	. GASKET, DRAIN PLUG	1	
19	2F0-23149-00-00	. WASHER, SPRING UPR	1	
20	2F0-23114-00-00	. GASKET	1	
21	2F0-23111-00-00	. BOLT, CAP	1	
22	2F0-23168-00-00	. CAP, FRONT FORK	1	
23	(5V4-23103-00-00)	FRONT FORK ASSEMBLY R	1	
24	5V4-23136-00-00	. TUBE, OUTER 2	1	
25	1T3-23145-00-00	.. OIL SEAL	1	
26	341-23146-50-00	.. WASHER, OIL SEAL	1	
27	341-23156-50-00	.. CLIP, OIL SEAL	1	

CONTINUED ON NEXT FRAME ➤

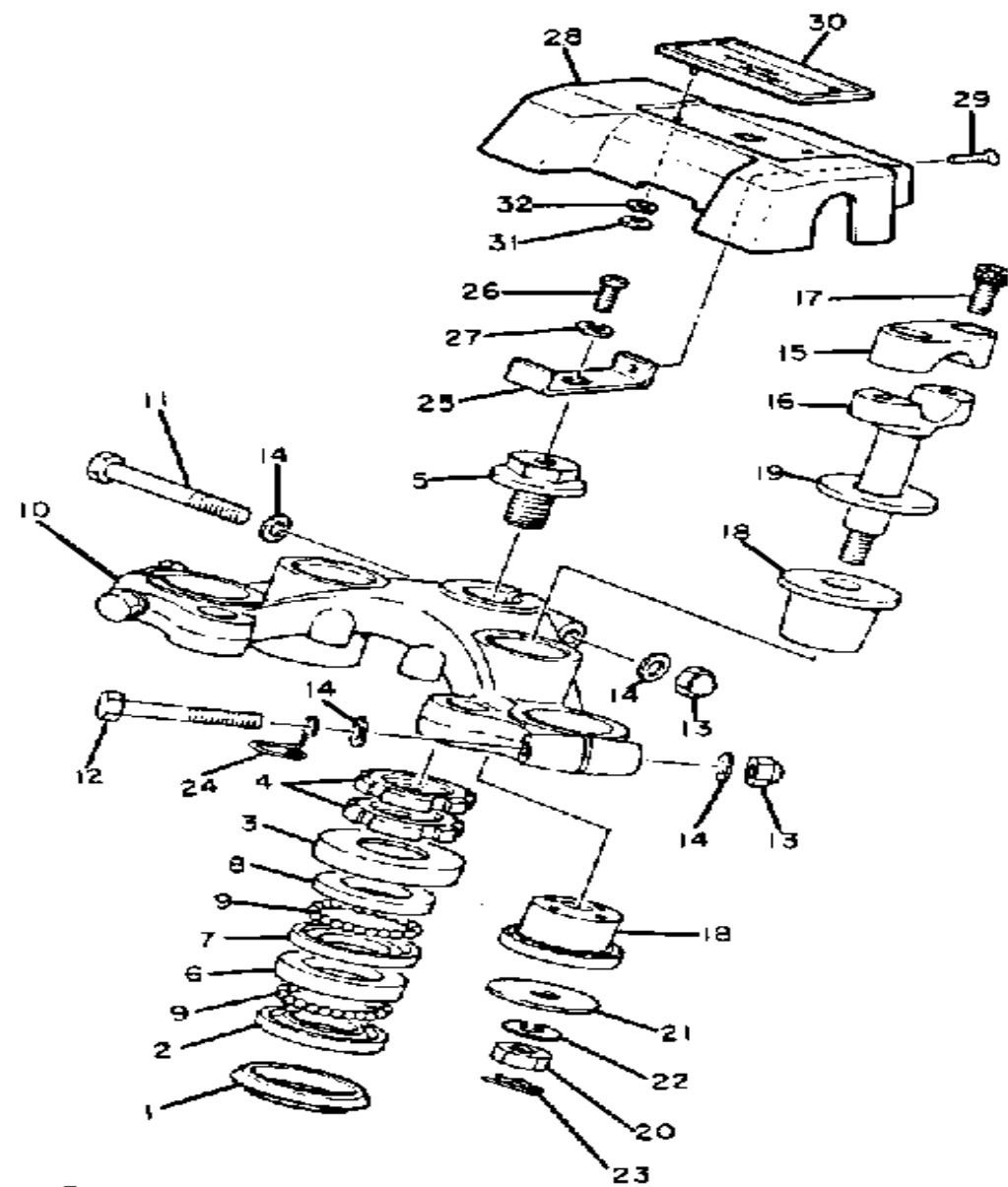


FRONT FORK

Ref. No.	Part Number	Description	Qty	Remarks
28	1W1-23173-L0-00	. SPINDLE, TAPER	1	
29	2F0-23110-00-00	. INNER TUBE 1	1	
30	2F0-23170-00-00	CYLINDER, FRTFRK	1	
31	(2F0-23151-00-00)	SPRING, REBOUND	1	
32	2F0-23157-00-00	. . RING, PISTON FRTFRK	1	
33	(2F0-23141-10-00)	SPRING, FRONT FORK	2	ALTERNATE PART HEAVY DUTY
	2F0-23141-00-00	. SPRING, FRONT FORK	1	
34	1T3-23144-50-00	. SEAL, DUST	1	
35	278-23181-50-00	. BOLT, HEXAGON SOCKET HEAD	1	
36	509-23158-L0-00	. GASKET	1	
37	4H7-23119-00-00	. PLUG, DRAIN - (122-23119-01)	1	
38	122-23129-00-00	. GASKET, DRAIN PLUG	1	
39	2F0-23149-00-00	. WASHER, SPRING UPR	1	
40	2F0-23114-00-00	. GASKET	1	
41	2F0-23111-00-00	. BOLT, CAP	1	
42	2F0-23168-00-00	. CAP, FRONT FORK	1	
43	1U3-23340-30-33	UNDER BRACKET	1	YAMAHA BLACK
44	18G-23128-00-00	BOLT, W/WASHER	4	
45	(1T3-23146-50-00)	WASHER, OIL SEAL	2	
46	1T3-23163-51-00	GASKET	4	
47	4E4-23122-00-00	COVER, OUTER 1	1	
48	5V4-23121-00-00	COVER, UPPER 1	1	
49	5V4-23131-00-00	COVER, UPPER 2	1	
50	1T3-23116-51-00	GUIDE, COVER LOWER	2	
51	2M0-23395-00-00	EMBLEM	1	
52	90202-04003-00	WASHER, PLATE	2	
53	90183-04005-00	NUT, SPRING	2	

STEERING

Ref. No.	Part Number	Description	Qty	Remarks
1	164-23462-00-00	SEAL, STEERING	1	
2	256-23411-00-00	RACE, BALL 1	1	
3	4K0-23415-00-00	COVER, BALL RACE 1	1	
4	90179-25495-00	NUT, SPEC"L SHAPE	2	
5	90109-14602-00	BOLT	1	
6	256-23412-00-00	RACE, BALL 2	1	
7	256-23413-00-00	RACE, BALL 3	1	
8	256-23414-00-00	RACE, BALL 4	1	
9	93501-04011-00	BALL	38	
10	2M0-23435-00-98	CROWN, HANDLE	1	LOW GLOSS BLACK
11	97026-08065-00	BOLT	1	
12	97026-08055-00	BOLT	2	
13	95306-08800-00	NUT (CROWN)	3	
14	92906-08600-00	WASHER	6	
15	360-23441-01-98	HOLDER, HANDLE UPR	2	LOW GLOSS BLACK
16	1E6-23442-00-00	HOLDER, HANDLE LWR	2	
17	91316-08025-00	BOLT, SOCKET HEAD	4	
18	1T4-23434-00-00	HOLDER, DAMPER	4	
19	90209-12151-00	WASHER, SPEC"L SHAP	2	
20	95303-10700-00	NUT	2	
21	90201-10149-00	WASHER, PLATE	2	
22	92990-10100-00	WASHER, SPRING	2	
23	90468-12006-00	CLIP	2	
24	4H7-23317-00-00	HOLDER, CABLE	1	
25	5V4-26226-00-00	BRACKET, HNDL CVR 1	1	
26	98503-06014-00	SCREW, PAN HEAD (92502-06016)	1	
27	92995-06100-00	WASHER, SPRING	1	
28	5V4-26213-00-00	COVER, UPPER	1	

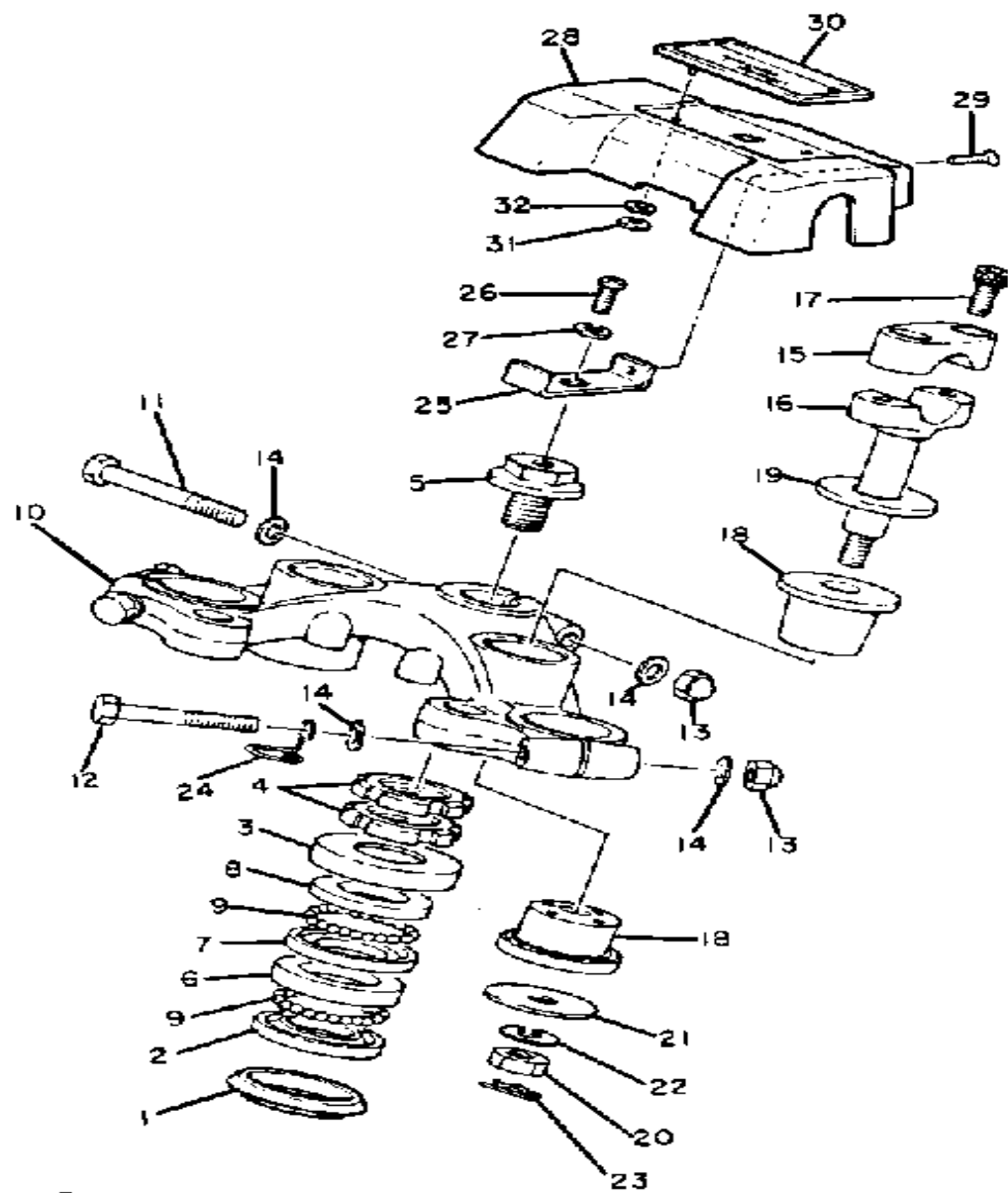


5V4110-2260

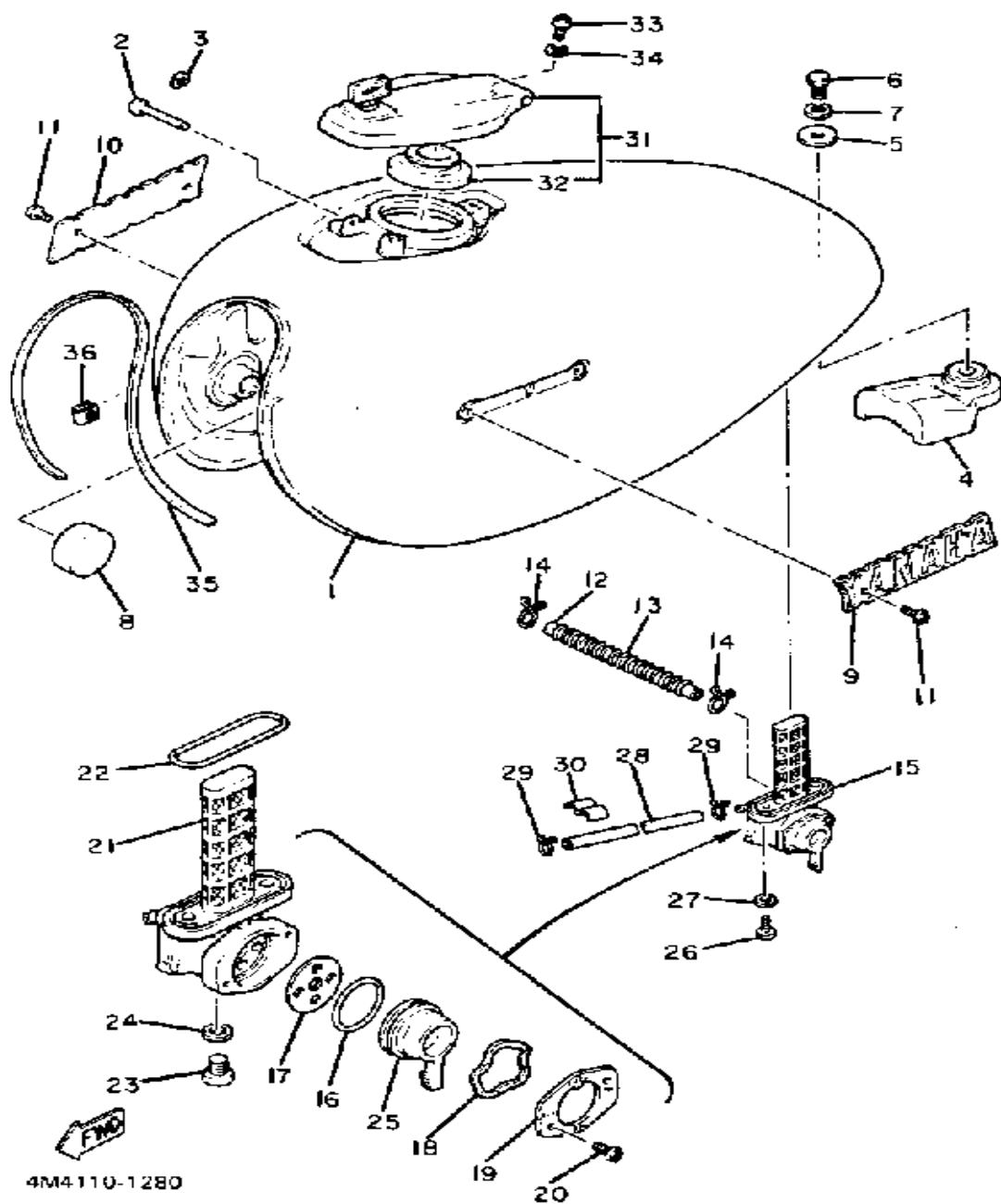
CONTINUED ON NEXT FRAME ➤

STEERING

Ref. No.	Part Number	Description	Qty	Remarks
29	98706-05010-00	SCREW, FLAT HEAD	1	
30	5V4-21787-00-00	EMBLEM 7	1	
31	90183-04005-00	NUT, SPRING	2	
32	90202-04003-00	WASHER, PLATE	2	



5V4110-2260

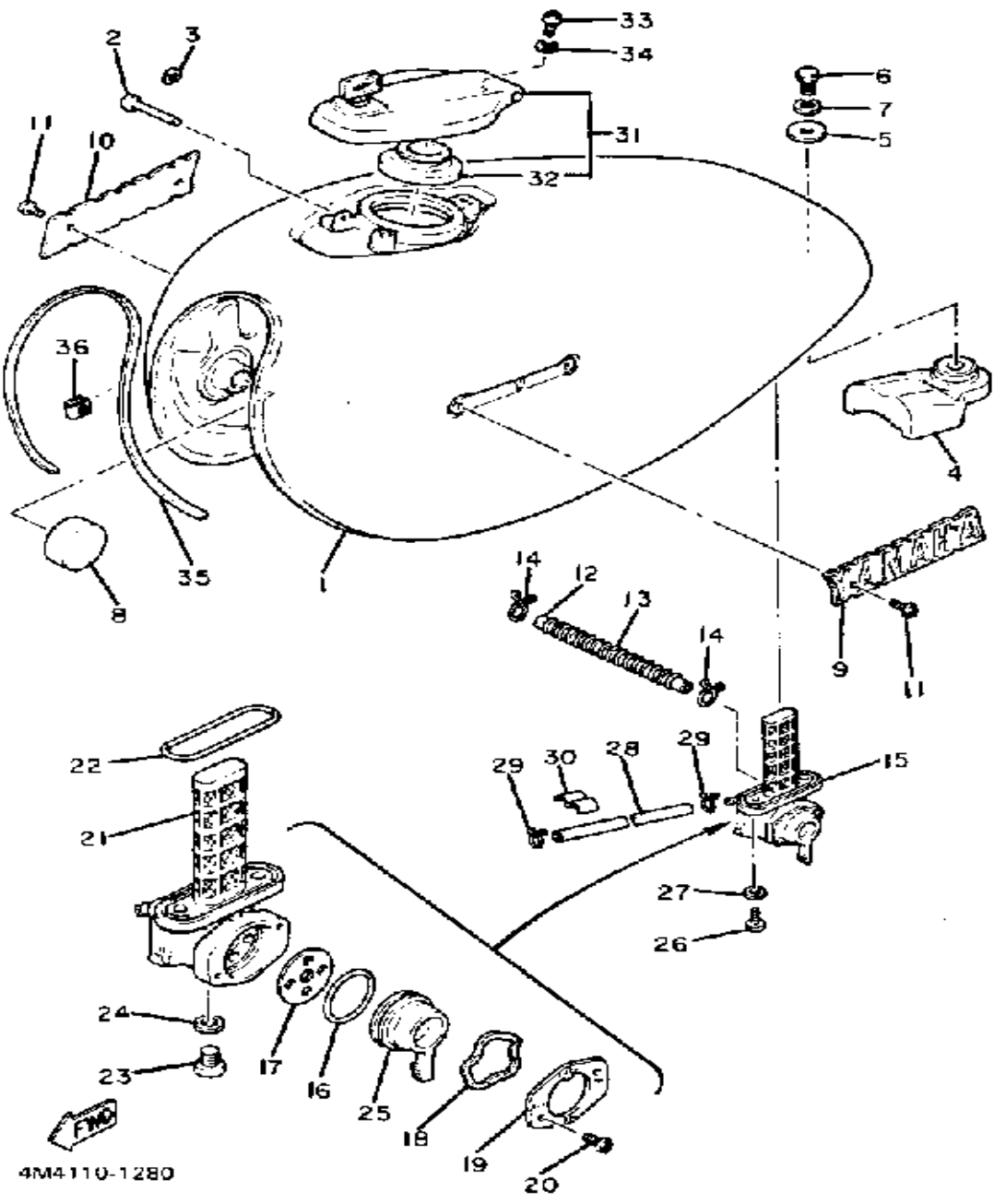


FUEL TANK

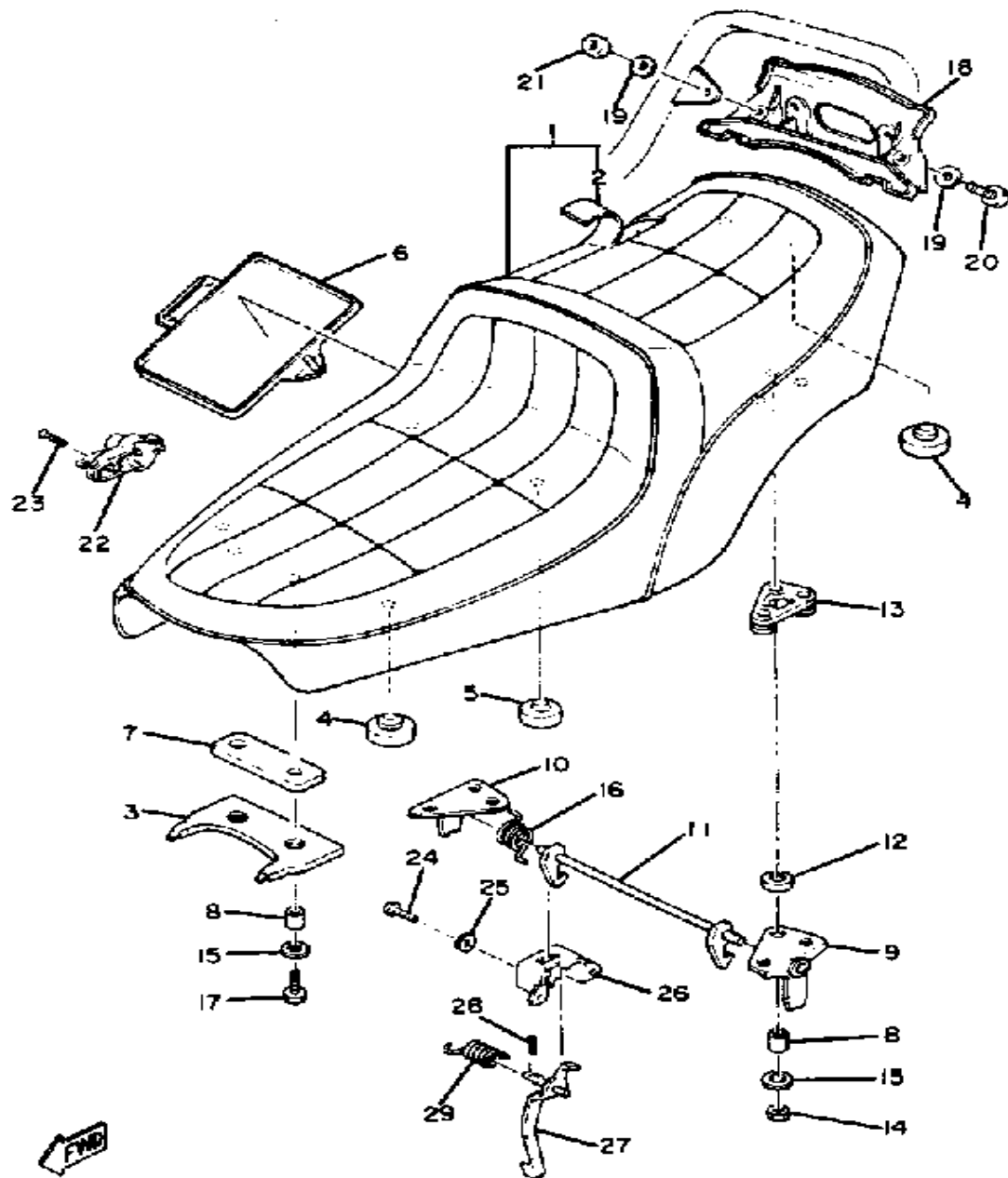
Ref. No.	Part Number	Description	Qty	Remarks
1	3G1-24110-00-6G	FUEL TANK	1	NEW YAMAHA BLK
2	90249-03123-00	PIN, SPEC'L SHAPE	1	
3	93430-02001-00	CIRCLIP	1	
4	256-24181-01-00	DAMPER, LOCATING 1	1	
5	90201-06075-00	WASHER, PLATE	1	
6	97011-06016-00	BOLT	1	
7	92995-06100-00	WASHER, SPRING	1	
8	278-24181-00-00	DAMPER, LOCATING 1	2	
9	5V4-24161-00-00	EMBLEM 1	1	
10	5V4-24162-00-00	EMBLEM 2	1	
11	90152-04006-00	SCREW, COUNTERSUNK	4	
12	90445-10137-00	HOSE (810-24315-00)	1	
13	90501-06583-00	SPRING, COMPRESSION	1	
14	90467-09006-00	CLIP	2	
15	3G1-24500-03-00	FUEL COCK ASSEMBLY 1 ...	1	
16	2G2-24534-00-00	. SEAL, COCK	1	
17	16G-24523-00-00	. VALVE	1	
18	16G-24518-00-00	. WASHER, WAVE	1	
19	(2G2-24525-00-00)	PLATE, LVR FITTING	1	
20	98580-03008-00	. SCREW, PAN HEAD	2	
21	3Y1-24514-00-00	. NET, FILTER 1	1	
22	2G2-24512-00-00	. GASKET	1	
23	98580-06008-00	. SCREW, PAN HEAD	1	
24	2G2-24522-00-00	. GASKET	1	
25	(2G2-24524-00-00)	LEVER, COCK	1	
26	90149-06008-00	SCREW	2	
27	90202-05187-00	WASHER, PLATE	2	
28	90445-09488-00	HOSE	1	
29	90467-08003-00	CLIP	2	

CONTINUED ON NEXT FRAME ➤

FUEL TANK



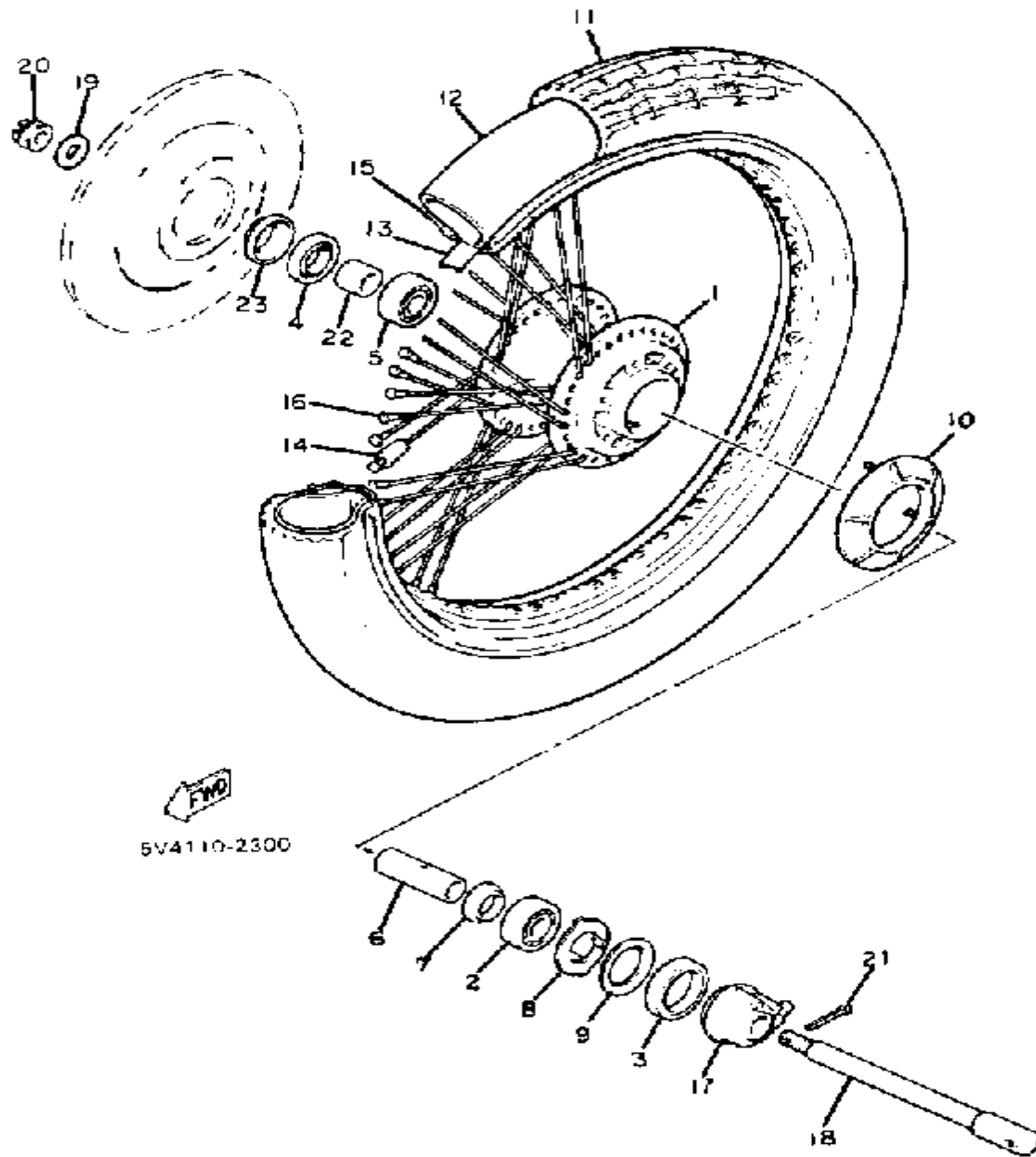
Ref. No.	Part Number	Description	Qty	Remarks
30	90464-60067-00	CLAMP	1	
31	4R0-24602-01-00	CAP ASSEMBLY	1	
32	2M0-24641-00-00	. GASKET, CAP 1	1	
33	98580-05010-00	SCREW, PAN HEAD	1	
34	92990-05100-00	WASHER, SPRING	1	
35	2M0-24189-00-00	PLATE, MOLD	1	
36	90468-03063-00	CLIP	4	



4N9110-1290

SEAT

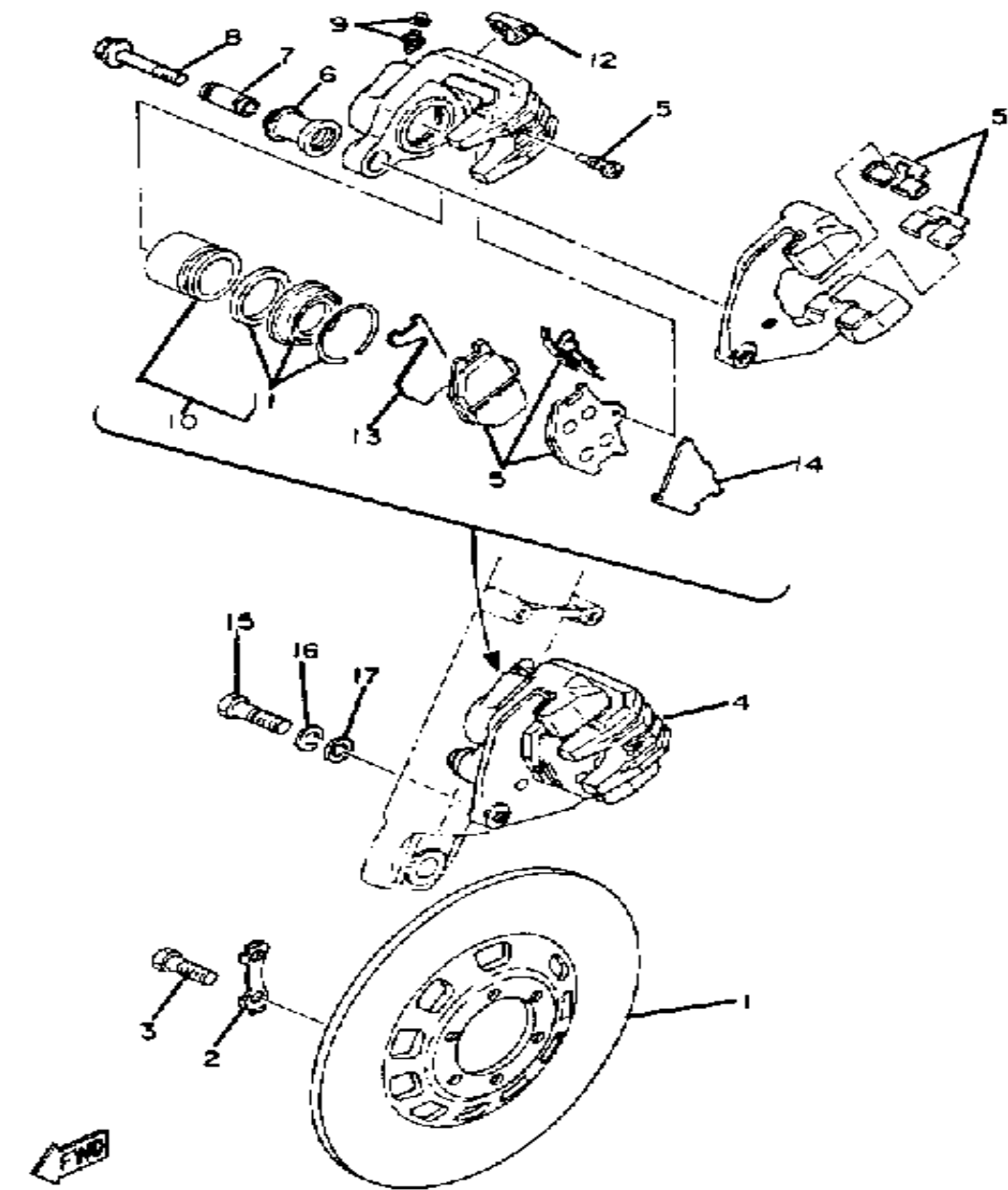
Ref. No.	Part Number	Description	Qty	Remarks
1	4M4-W2472-00-00	DOUBLE SEAT ASSEMBLY ...	1	
2	4M4-24731-00-00	. COVER, DOUBLE SEAT	1	
3	(3G1-24718-00-00)	BRACKET, SEAT	1	
4	1L9-24741-00-00	PAD, SEAT	4	
5	371-27114-00-00	STOPPER, MAIN STAND	2	
6	2R6-28185-00-00	LID	1	
7	3G1-24737-00-00	DAMPER, SEAT	1	
8	90560-07007-00	SPACER	8	
9	3G1-24748-01-00	BRACKET, SEAT	1	
10	(3G1-24738-01-00)	BRACKET, SEAT	1	
11	3G1-24754-01-00	HOOK, SEAT	1	
12	3G1-24747-00-00	DAMPER, SEAT	2	
13	3G1-24724-00-00	DAMPER, SEAT	2	
14	95380-06600-00	NUT	6	
15	90201-06M02-00	WASHER, PLATE	8	
16	90508-18439-00	SPRING, TORSION	1	
17	97011-06025-00	BOLT (97001-06025)	2	
18	3G1-24756-00-00	COVER, TAIL	1	
19	92990-08200-00	WASHER, PLAIN	4	
20	97001-08025-00	BOLT (1NV)	2	
21	95333-08600-00	NUT	2	
22	4M4-24705-00-00	SEAT LOCK ASSEMBLY	1	
23	90149-06154-00	SCREW	1	
24	98580-06012-00	SCREW, PAN HEAD	2	
25	92901-06600-00	WASHER	2	
26	3G1-24775-00-00	BRACKET, SEAT LEVER	1	
27	3G1-24776-00-00	LEVER, SEAT	1	
28	91490-20020-00	PIN, COTTER	2	
29	90508-20413-00	SPRING, TORSION	1	



FRONT WHEEL

Ref. No.	Part Number	Description	Qty	Remarks
1	5V4-25111-00-00	HUB, FRONT	1	
2	93306-30309-00	BEARING	1	
3	93105-45017-00	OIL SEAL	1	
4	93102-28022-00	OIL SEAL	1	
5	93306-30309-00	BEARING	1	
6	90560-17126-00	SPACER	1	
7	146-25315-00-00	FLANGE, SPACER	1	
8	341-25149-00-00	CLUTCH, METER	1	
9	341-25846-00-00	RETAINER, CLUTCH	1	
10	1L9-25847-00-00	COVER, HOUSING	1	
11	94135-19391-00	350S19 Y9 0	1	YOKOHAMA
12	94235-19087-00	TUBE	1	YOKOHAMA
13	94325-19027-00	BAND, RIM (3.50-19) (94335-19026-00)	1	YOKOHAMA
14	156-25398-00-00	BALANCER, WHEEL	1	
15	94418-19301-00	RIM 1.85X 9	1	
16	5V4-25104-00-00	SPOKE SET, FRONT	1	
17	341-25190-01-00	GEAR UNIT ASSEMBLY	1	
18	341-25181-01-00	AXLE, WHEEL	1	
19	92990-14200-00	WASHER, PLAIN	1	
20	90171-14020-00	NUT, CASTLE	1	
21	91401-30030-00	PIN, COTTER	1	
22	90387-17433-00	COLLAR	1	
23	341-25118-00-00	COVER, hub dust	1	

FRONT BRAKE CALIPER



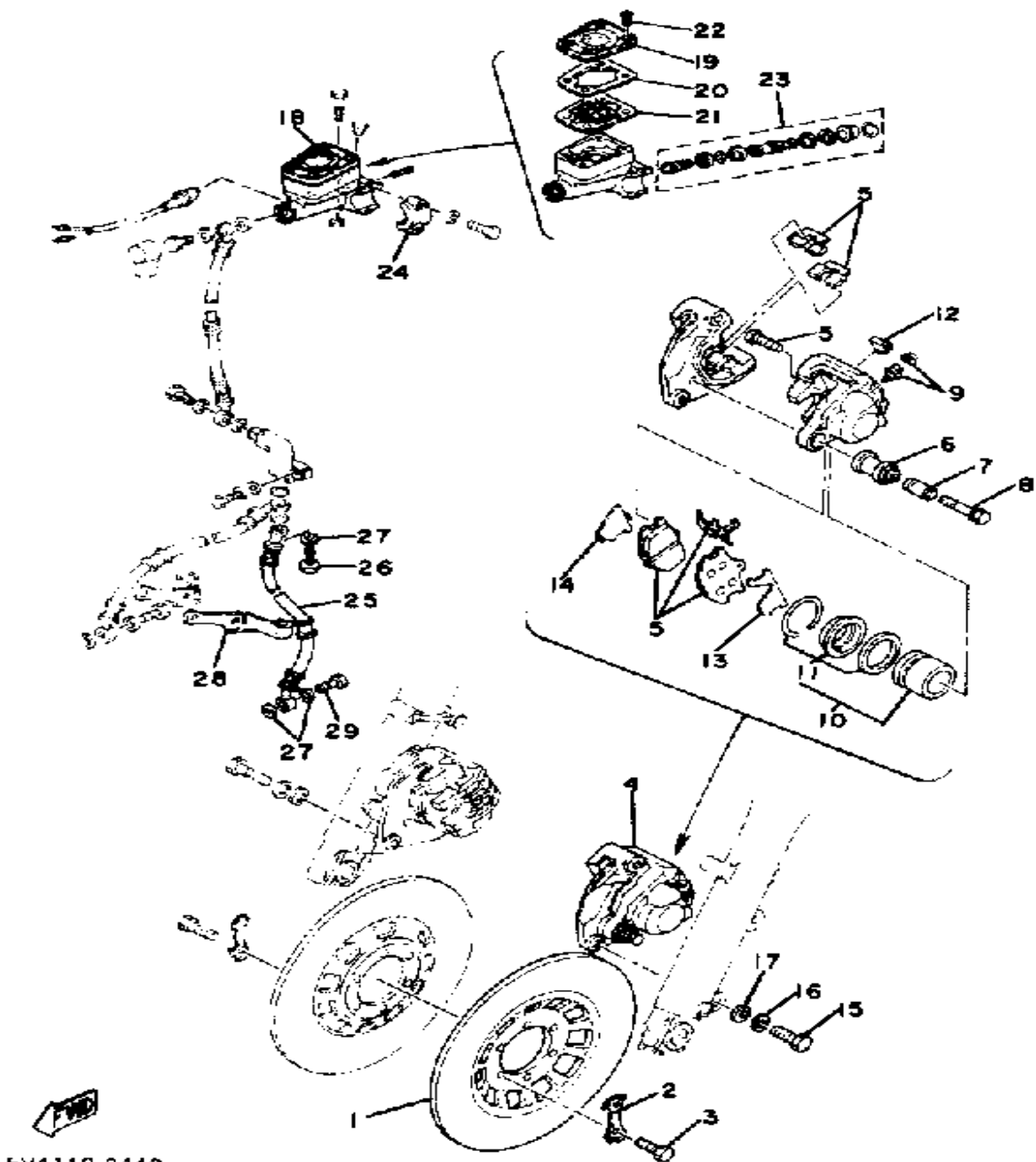
5E6332-1320

Ref. No.	Part Number	Description	Qty	Remarks
1	(1J3-25831-00-00)	DISC, BRAKE	1	
2	3H5-25834-00-00	WASHER, LOCK	3	
3	90101-08477-00	BOLT	6	
4	3H5-25810-02-00	CALIPER ASSEMBLY RH	1	
5	4K0-W0045-01-00	. BRAKE PAD KIT, FRNT	1	
6	1J3-25917-00-00	. BOOT, CALIPER	1	
7	1J3-25838-00-00	. SLEEVE, CALIPER	1	
8	90105-08145-00	. BOLT, WASHER BASED	1	
9	1J3-W0048-00-00	. BLEED SCREW KIT	1	
10	1J3-W0057-00-00	. PISTON ASSEMBLY, CALIPER	1	
11	1J3-W0047-00-00	. . CALIPER SEAL KIT	1	
12	1J3-25845-01-00	. CAP, INDICATOR	1	
13	3H5-25827-00-00	. SHIM, CALIPER	1	
14	3H5-25828-00-00	. SHIM, CALIPER	1	
15	90105-10638-00	BOLT, WASHER BASED	2	
16	92990-10100-00	WASHER, SPRING	2	
17	92990-10200-00	WASHER, PLAIN	2	

DOUBLE DISC BRAKE

Ref. No.	Part Number	Description	Qty	Remarks
1	(1J3-25831-00-00)	DISC, BRAKE	1	
2	3H5-25834-00-00	WASHER, LOCK	3	
3	90101-08477-00	BOLT	6	
4	3H5-25810-12-00	CALIPER ASSEMBLY LH	1	
5	4K0-W0045-01-00	. BRAKE PAD KIT, FRNT	1	
6	1J3-25917-00-00	. BOOT, CALIPER	1	
7	1J3-25838-00-00	. SLEEVE, CALIPER	1	
8	90105-08145-00	. BOLT, WASHER BASED	1	
9	1J3-W0048-00-00	. BLEED SCREW KIT	1	
10	1J3-W0057-00-00	. PISTON ASSEMBLY, CALIPER	1	
11	1J3-W0047-00-00	. . CALIPER SEAL KIT	1	
12	1J3-25845-01-00	. CAP, INDICATOR	1	
13	3H5-25827-00-00	. SHIM, CALIPER	1	
14	(3H5-25828-10-00)	SHIM, CALIPER	1	
15	90105-10638-00	BOLT, WASHER BASED	2	
16	92990-10100-00	WASHER, SPRING	2	
17	92990-10200-00	WASHER, PLAIN	2	
18	3J6-25850-00-00	MSTR CYLINDER ASSEMBLY .	1	
19	1J3-25852-01-00	. CAP, RESERVOIR	1	
20	1J3-25855-01-00	. BUSH, DIAPHRAGM	1	
21	1J3-25854-01-00	. DIAPHRAGM RESERVOR ...	1	
22	98706-05040-00	. SCREW, FLAT HEAD	4	
23	1J3-W0041-20-00	. CYLINDER KIT, MASTER	1	
24	1J3-25867-00-00	BRACKET, MASTER CYLINDER (341-25867-00)	1	
25	1T3-25873-00-00	HOSE, BRAKE 2	1	
26	90401-10044-00	BOLT, UNION	1	
27	90201-10118-00	WASHER, PLATE	3	
28	1J3-25876-02-00	HOLDER, BRKE HOSE 2	1	

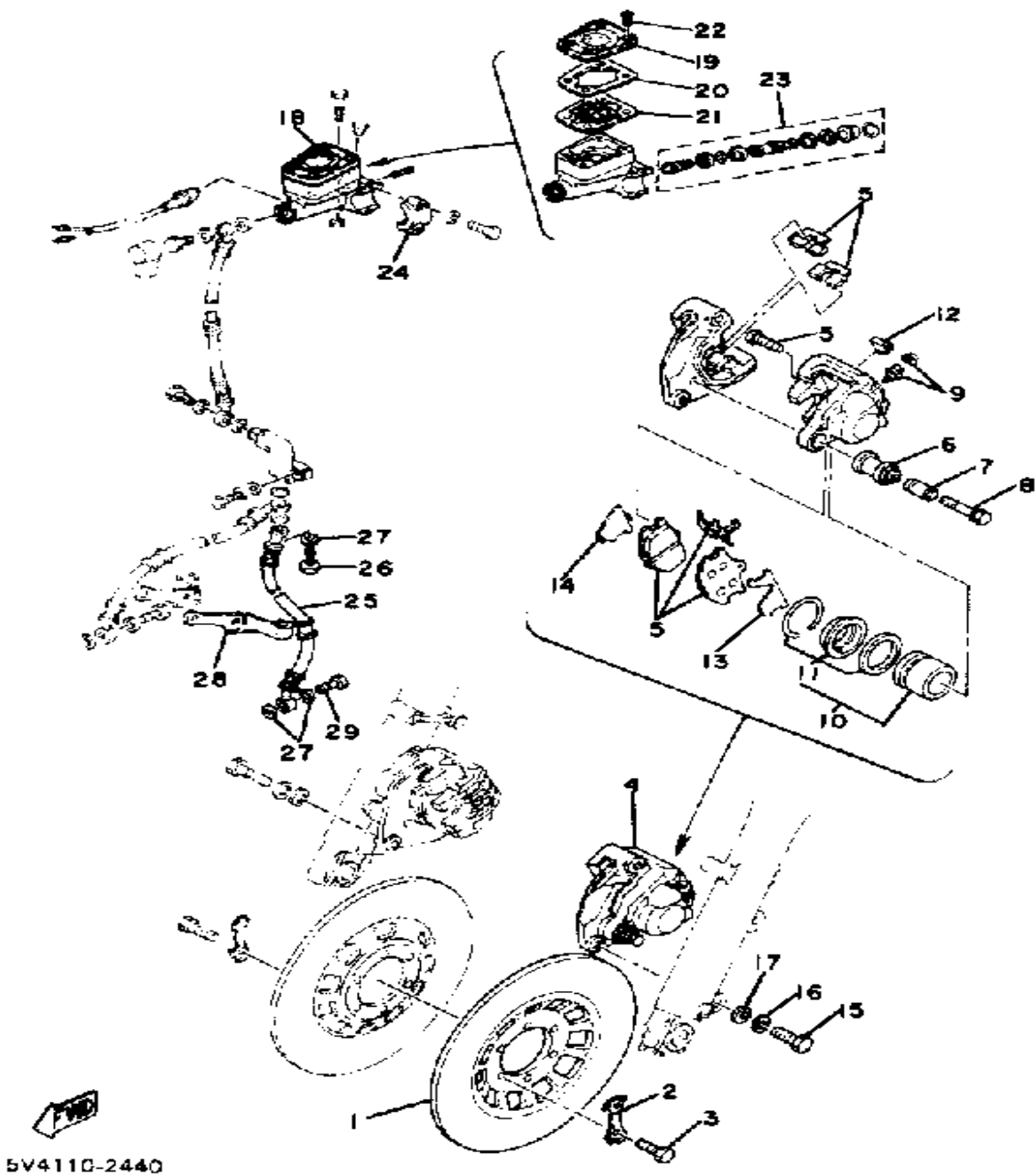
CONTINUED ON NEXT FRAME ➤



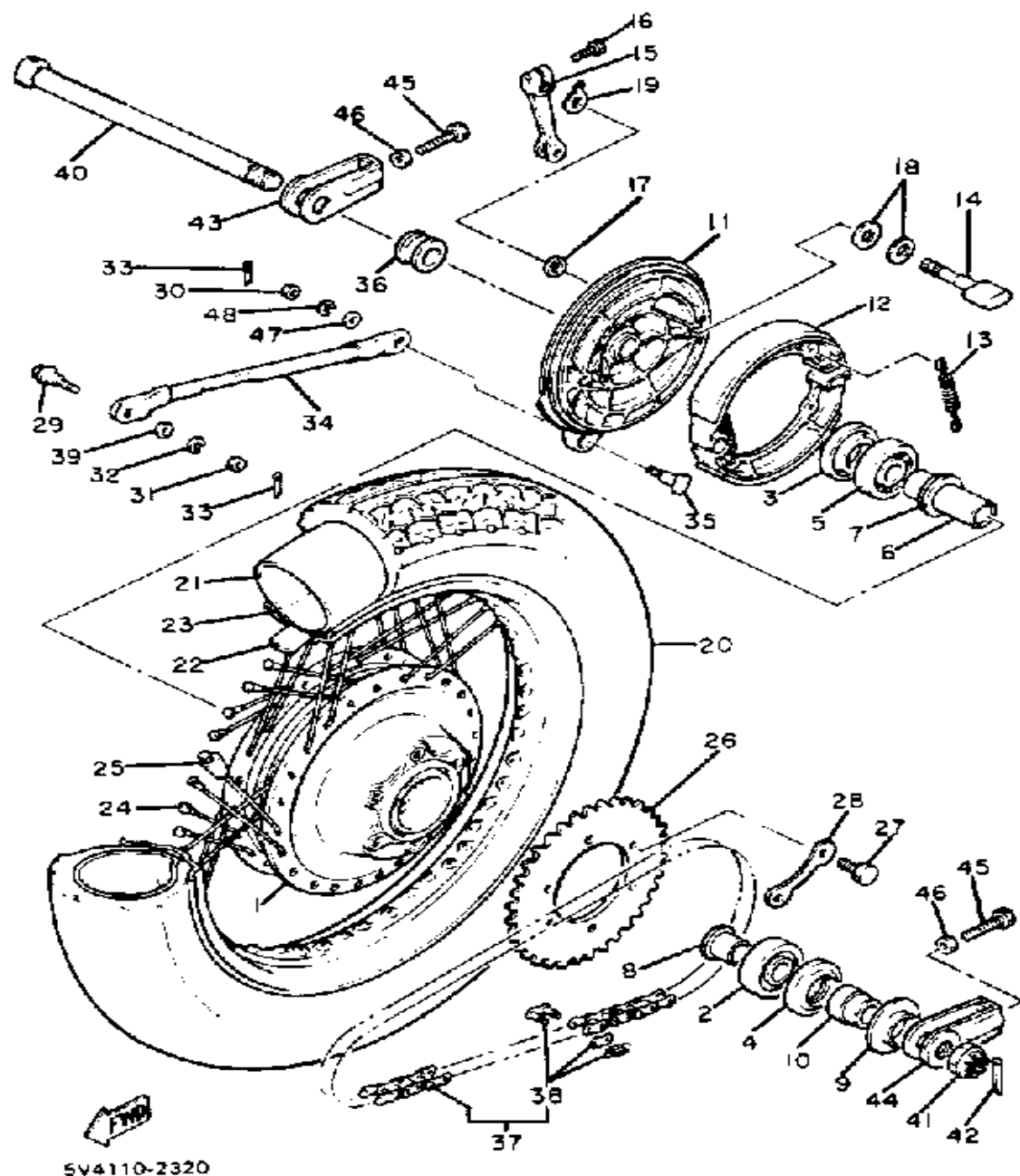
5V4110-2440

DOUBLE DISC BRAKE

Ref. No.	Part Number	Description	Qty	Remarks
29	90401-10034-00	BOLT, UNION	1	



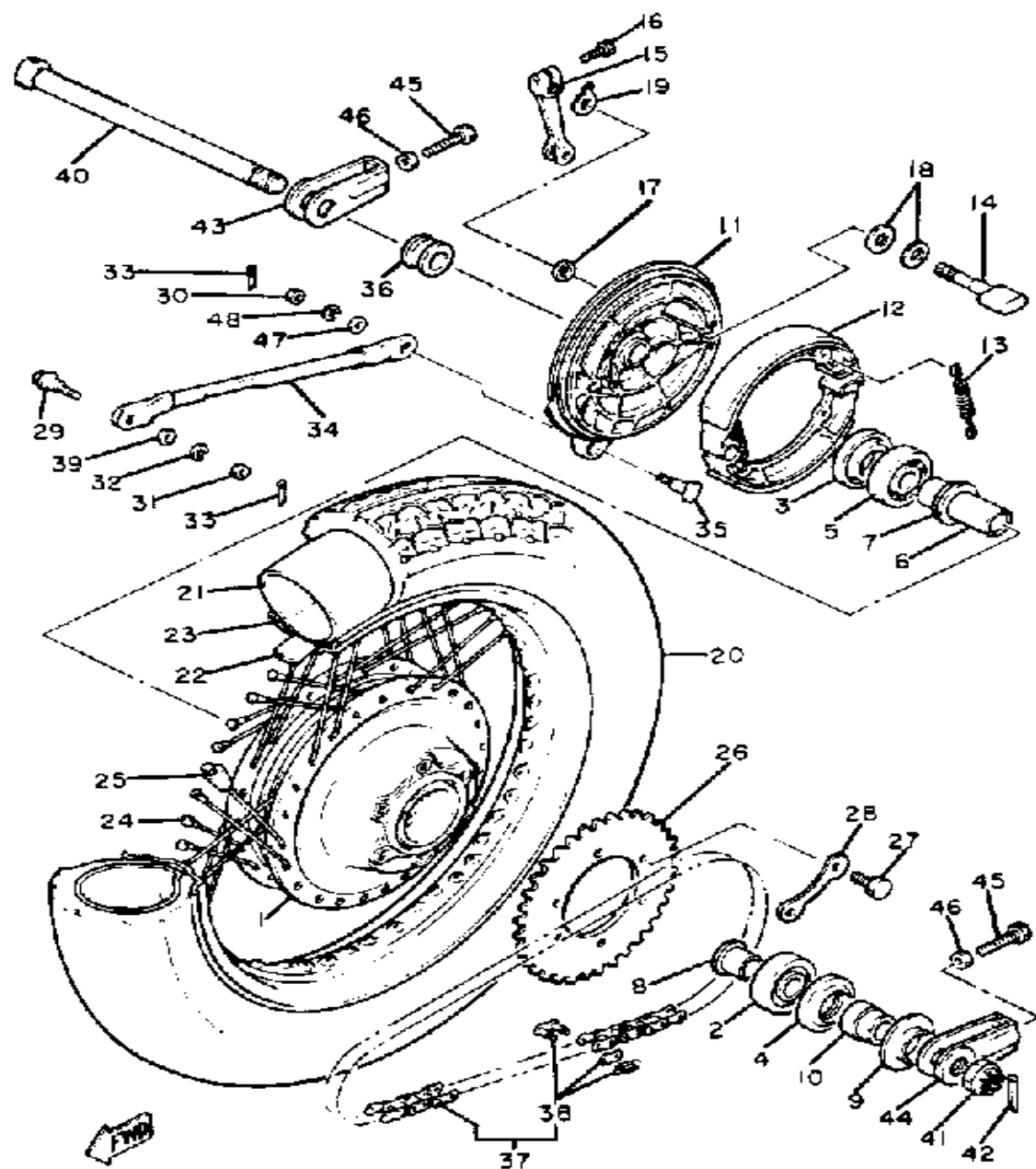
5V4110-2440



REAR WHEEL

Ref. No.	Part Number	Description	Qty	Remarks
1	(5V4-25311-00-00)	HUB, REAR	1	
2	93306-30507-00	BEARING	1	
3	93104-27026-00	OIL SEAL, SO-TYPE	1	
4	93102-35065-00	OIL SEAL, SD-TYPE	1	
5	93306-30417-00	BEARING (B6304ZZ)	1	
6	90560-20135-00	SPACER	1	
7	4V4-25315-00-00	FLANGE, SPACER	1	
8	90387-20166-00	COLLAR	1	
9	256-25367-00-00	COVER, HUB DUST	1	
10	90387-20176-00	COLLAR	1	
11	4M4-25321-00-38	PLATE, BRAKE SHOE	1	CLEAR BUFFING
12	4L0-W2536-00-00	BRAKESHOE SET-2PCS	2	
13	90507-20002-00	SPRING, TENSION	2	
14	4H7-25351-00-00	CAMSHAFT	1	
15	341-25355-00-00	LEVER, CAMSHAFT	1	
16	90101-06291-00	BOLT	1	
17	148-25359-00-00	SEAL, CAMSHAFT	1	
18	90201-14218-00	WASHER, PLATE	2	
19	4H7-2533A-02-00	PLATE, INDICATOR	1	
20	94113-16444-00	130/90-16 Y987 TT	1	YOKOHAMA
21	94213-16135-00	TUBE 130/90- 6	1	YOKOHAMA
22	(94313-16091-00)	BAND, RIM	1	YOKOHAMA
23	(94427-16300-00)	RIM 2.75X 6	1	
24	5V4-25304-00-00	SPOKE SET, REAR	1	
25	156-25398-00-00	BALANCER, WHEEL	1	U.N.
26	256-25434-20-33	SPROCKET, DRIVN 34T	1	
27	90101-10479-00	BOLT	6	
28	256-25412-00-00	WASHER	3	
29	90109-08374-00	BOLT	1	

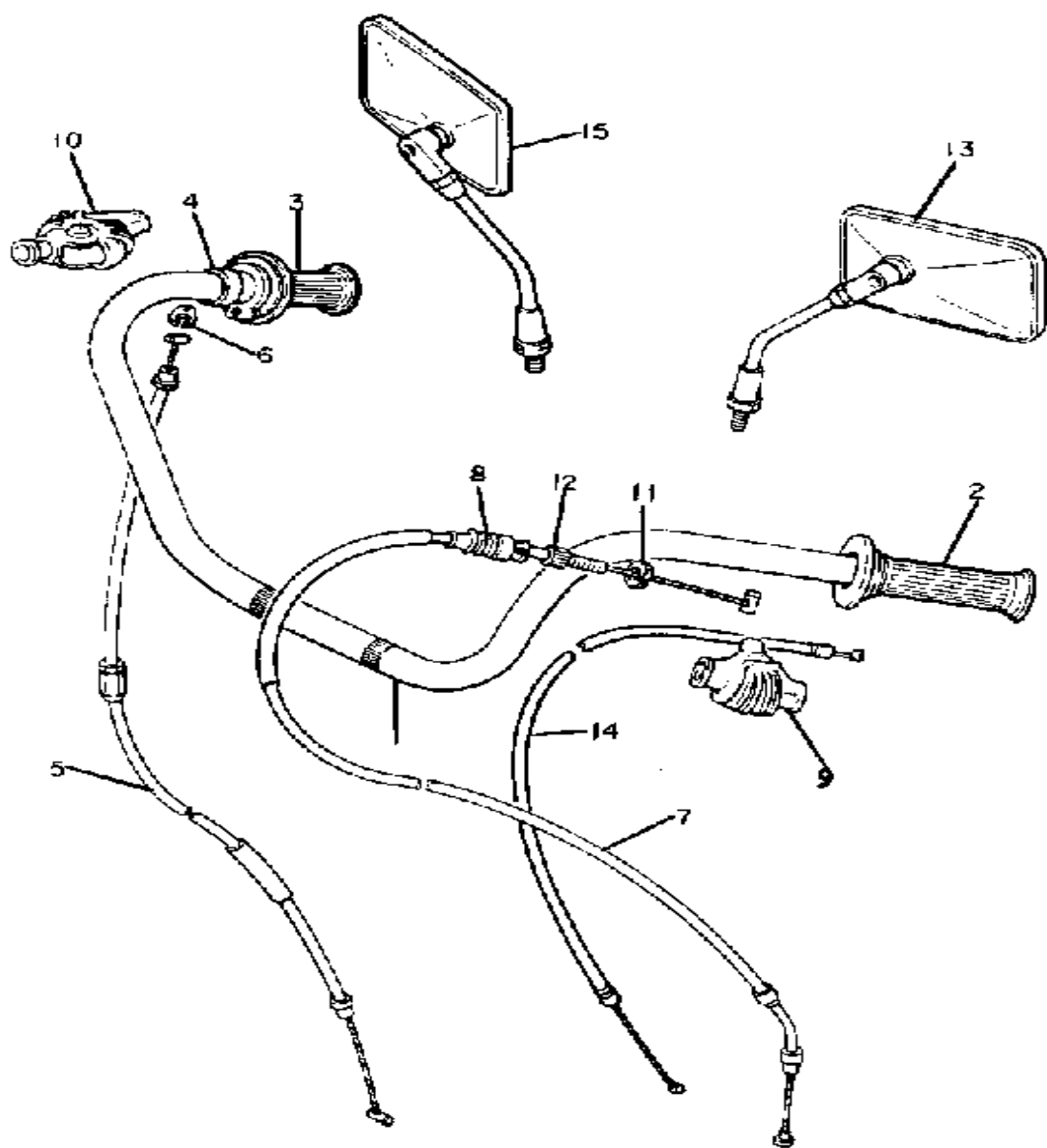
CONTINUED ON NEXT FRAME ►



SV4110-2320

REAR WHEEL

Ref. No.	Part Number	Description	Qty	Remarks
30	95303-08700-00	NUT	1	
31	90170-08158-00	NUT	1	
32	92990-08100-00	WASHER	1	
33	91490-20020-00	PIN, COTTER	2	
34	2M1-25371-00-00	BAR, TENSION	1	
35	90109-08338-00	BOLT	1	
36	90387-20444-00	COLLAR	1	
37	94580-05104-00	50HDS-104L	1	
38	94680-05011-00	. CHAIN JOINT	1	
39	92901-08600-00	WASHER	1	
40	341-25381-00-00	AXLE, WHEEL	1	
41	90171-18043-00	NUT, CASTLE	1	
42	91401-40040-00	PIN, COTTER	1	
43	341-25388-01-00	PULLER, CHAIN 1	1	
44	341-25389-00-00	PULLER, CHAIN 2	1	
45	90101-08404-00	BOLT	2	
46	95303-08700-00	NUT	2	
47	92901-08600-00	WASHER	1	
48	92990-08100-00	WASHER	1	

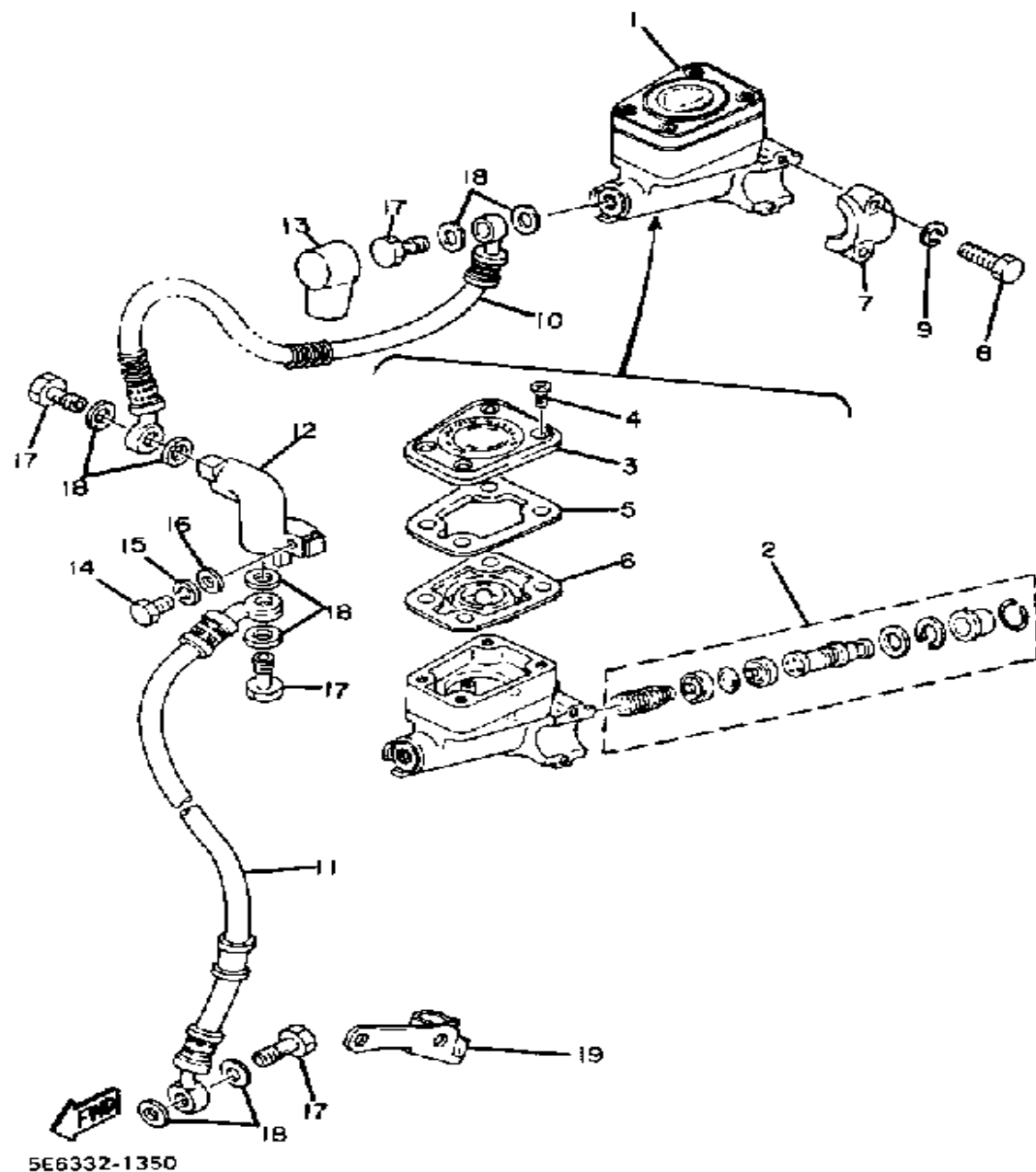


HANDLEBAR-CABLE

Ref. No.	Part Number	Description	Qty	Remarks
1	3H3-26111-00-00	HANDLEBAR	1	
2	2H7-26241-00-00	GRIP LH	1	
3	2H7-26240-00-00	GRIP ASSEMBLY RH	1	
4	90387-22660-00	COLLAR	1	
5	2M0-26311-01-00	CABLE, THROTTLE 1	1	
6	584-26393-02-00	HOLDER	1	
7	3L1-26335-00-00	CABLE, CLUTCH	1	
8	1E6-26342-00-00	BOOT, CABLE	1	
9	1E6-26372-00-00	COVER, HANDLE LEVER 1 ...	1	
10	1T5-26372-00-00	COVER, HANDLE LEVER	1	
11	90179-08148-00	NUT	1	
12	90123-08046-00	BOLT	1	
13	5A8-26290-10-00	MIRROR ASSEMBLY LH	1	
14	26H-26331-00-00	CABLE, starter 1	1	
15	5A8-26290-00-00	MIRROR ASSEMBLY RH	1	

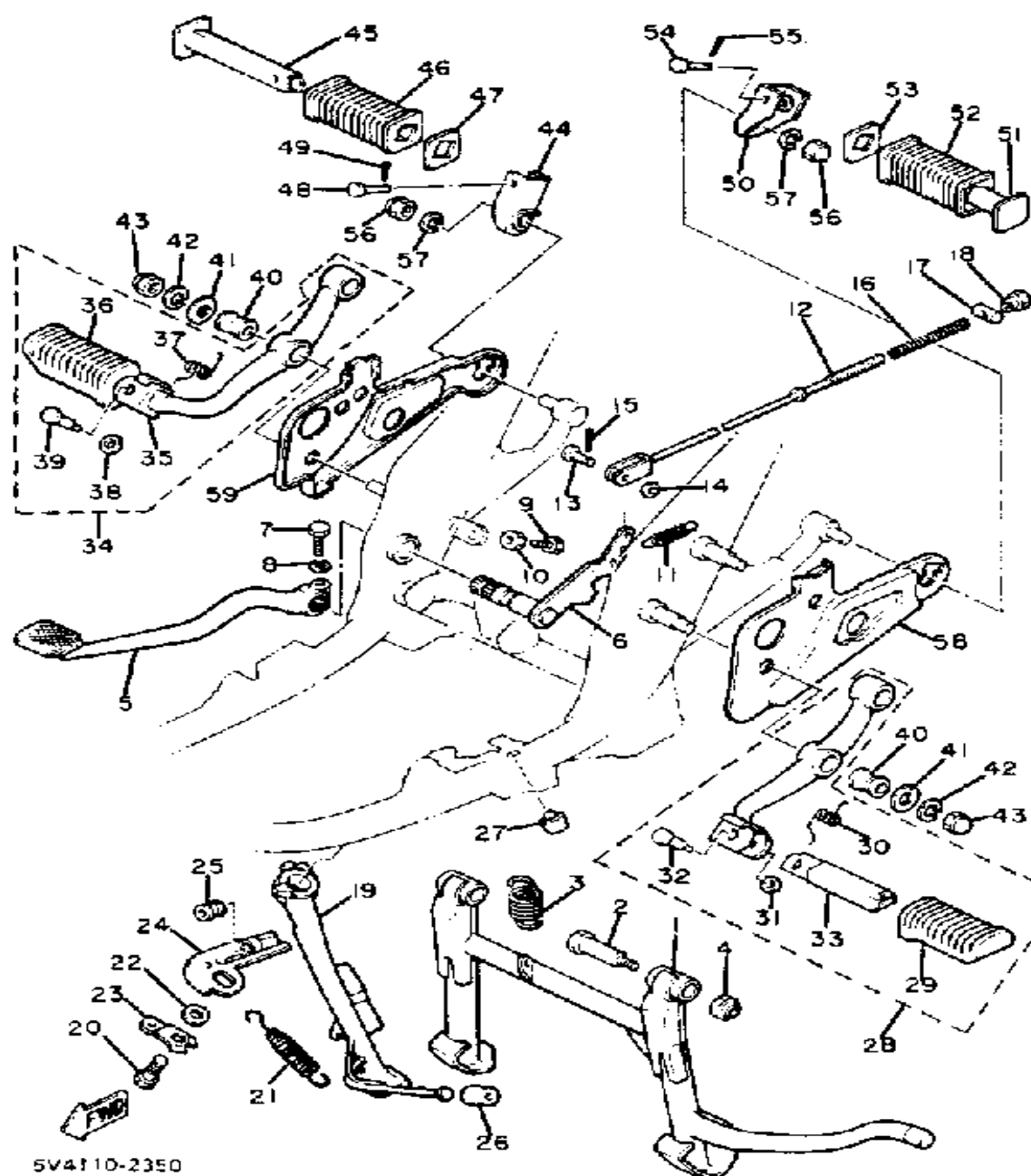


5V4110-2330



FRONT MASTER CYLINDER

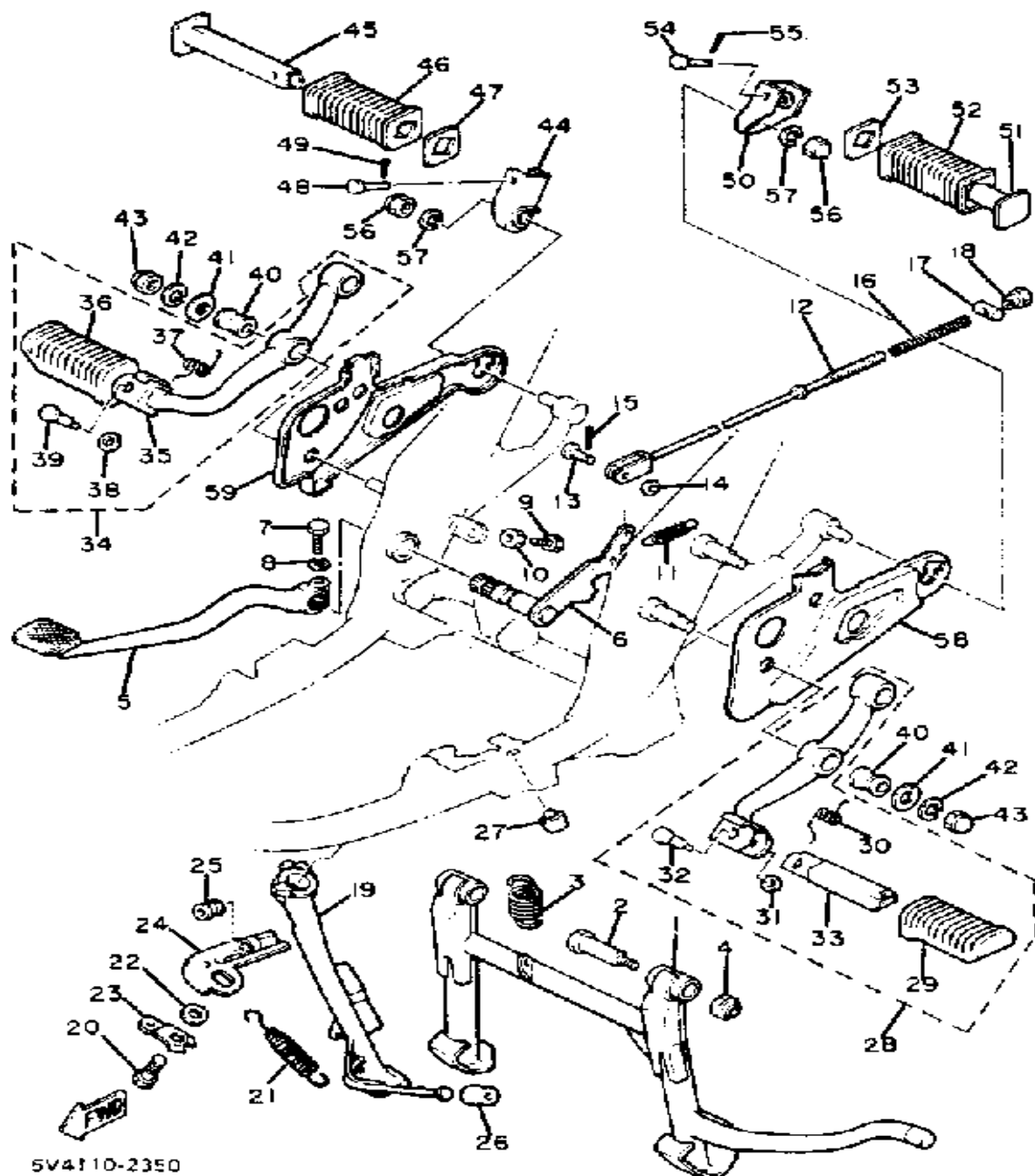
Ref. No.	Part Number	Description	Qty	Remarks
1	3G1-25850-00-00	MSTR CYLINDER ASSEMBLY .	1	
2	535-W0041-60-00	. CYLINDER KIT, MASTER	1	
3	1J3-25852-01-00	. CAP, RESERVOIR	1	
4	98706-05030-00	. SCREW, FLAT HEAD	4	
5	1J3-25855-01-00	. BUSH, DIAPHRAGM	1	
6	1J3-25854-01-00	. DIAPHRAGM RESERVOR ...	1	
7	1J3-25867-00-00	BRACKET, MASTER CYLINDER (341-25867-00)	1	
8	97016-06025-00	BOLT	2	
9	92906-06100-00	WASHER, SPRING	2	
10	2M0-25872-00-00	HOSE, BRAKE 1	1	
11	1T3-25873-00-00	HOSE, BRAKE 2	1	
12	1J7-25885-01-00	JOINT	1	
13	306-25862-00-00	BOOT, MASTER CYLINDER ...	1	
14	97011-06025-00	BOLT (97001-06025)	1	
15	92995-06100-00	WASHER, SPRING	1	
16	92901-06600-00	WASHER	1	
17	90401-10034-00	BOLT, UNION	4	
18	90201-10118-00	WASHER, PLATE	8	
19	1J3-25875-02-00	HOLDER, BRKE HOSE 1	1	



STAND-FOOTREST

Ref. No.	Part Number	Description	Qty	Remarks
1	1T3-27111-02-00	STAND, MAIN	1	CHROME PLATED
2	90109-10268-00	BOLT	2	
3	90506-50064-00	SPRING, TENSION	1	
4	90185-10060-00	NUT, SELF-LOCKING	2	
5	533-27211-01-93	PEDAL, BRAKE	1	
6	533-27212-00-00	SHAFT, BRAKE PEDAL	1	
7	90109-06468-00	BOLT	1	
8	92995-06100-00	WASHER, SPRING	1	
9	90153-06008-00	SCREW, HEXAGON	1	
10	90170-06184-00	NUT, HEXAGON	1	
11	90506-20249-00	SPRING, TENSION	1	
12	447-27231-02-00	ROD, BRAKE	1	
13	90240-08013-00	PIN, CLEVIS	1	
14	90201-08083-00	WASHER, PLATE	1	
15	91490-20020-00	PIN, COTTER	1	
16	90501-10245-00	SPRING, COMPRESSION	1	
17	90249-12008-00	PIN	1	
18	90179-06411-00	NUT	1	
19	5V4-27311-00-33	STAND, SIDE	1	YAMAHA BLACK
20	97313-08020-00	BOLT, HEXAGON	1	
21	90507-29009-00	SPRING, TENSION	1	
22	90201-085E6-00	WASHER PLATE	1	
23	5V4-27322-00-00	WASHER, SIDE STAND	1	
24	5V4-27315-00-00	LINK, SIDE STAND	1	
25	5G2-27351-00-00	GUIDE, SIDE STAND	1	
26	1T3-27314-00-00	STOPPER	1	
27	128-27114-00-00	STOPPER, MAIN STAND	1	
28	1T3-27410-00-93	FRT FOOTREST ASSEMBLY L	1	
29	4L0-27423-00-00	. COVER, FOOTREST	1	

CONTINUED ON NEXT FRAME ►

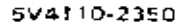


STAND-FOOTREST

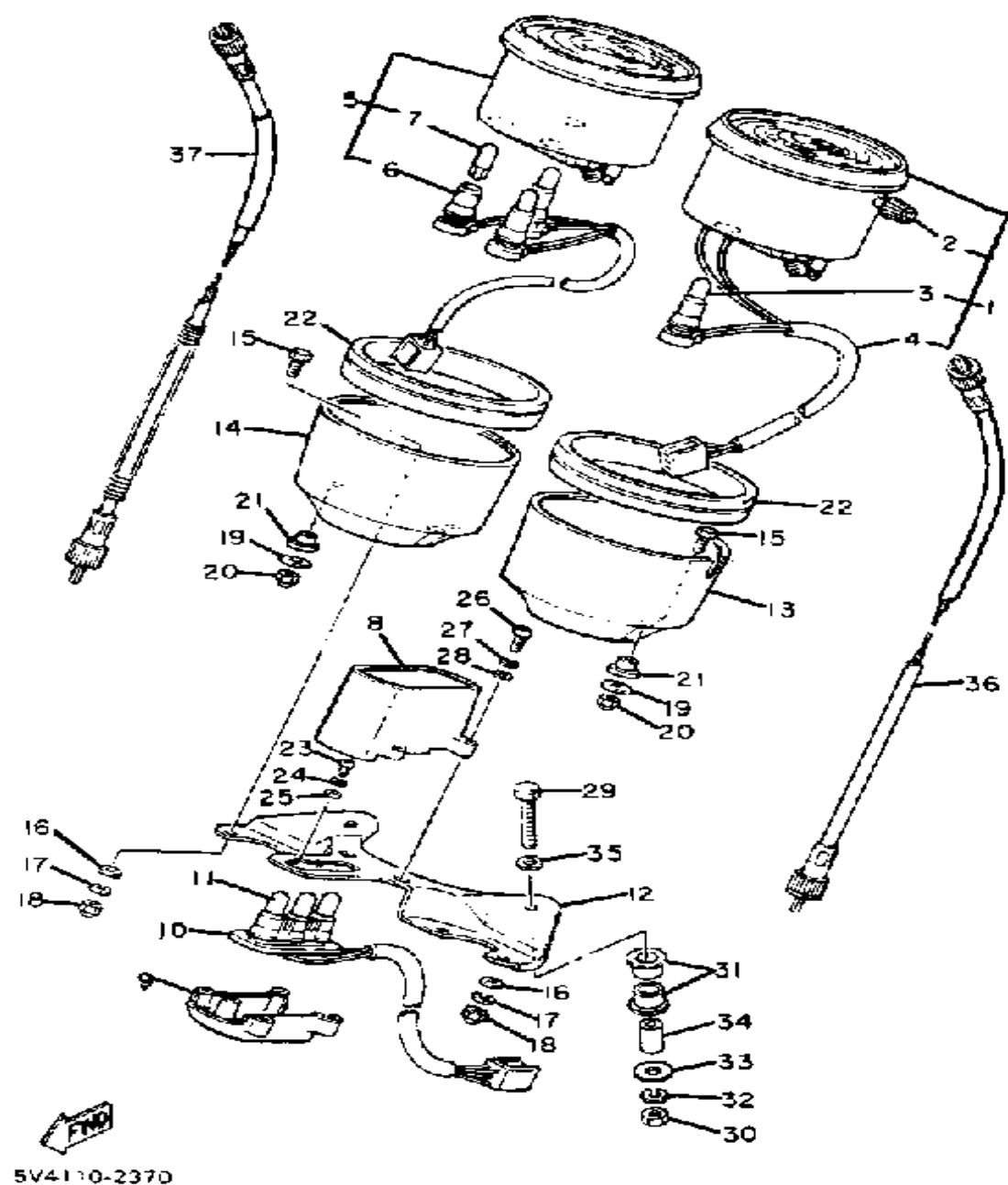
Ref. No.	Part Number	Description	Qty	Remarks
30	90508-20023-00	. SPRING, TORSION	1	
31	90201-06042-00	. WASHER, PLATE	1	
32	90243-08006-00	. PIN	1	
33	3CK-27451-00-00	. FOOTREST	1	
34	1T3-27420-00-93	FRT FOOTREST ASSEMBLY R	1	CHROME PLATED
35	3N6-27461-00-00	. FOOTREST	1	
36	4L0-27423-00-00	. COVER, FOOTREST	1	
37	90508-20023-00	. SPRING, TORSION	1	
38	90201-06042-00	. WASHER, PLATE	1	
39	90243-08006-00	. PIN	1	
40	256-27414-00-00	DAMPER, FOOTREST	4	
41	90201-10437-00	WASHER, PLATE	4	
42	92990-10100-00	WASHER, SPRING	4	
43	90176-10013-00	NUT, CROWN	4	
44	3G1-27442-00-00	BRACKET 2	1	
45	447-27441-00-00	FOOTREST, REAR 2	1	
46	447-27433-00-00	COVER, RR FOOTREST	1	
47	90209-18070-00	WASHER, SPECL SHAP	1	
48	91701-06035-00	PIN, CLEVIS	1	
49	91490-16020-00	PIN, COTTER	1	
50	3G1-27432-00-00	BRACKET 1	1	
51	447-27431-00-00	FOOTREST, REAR 1	1	
52	447-27433-00-00	COVER, RR FOOTREST	1	
53	90209-18070-00	WASHER, SPECL SHAP	1	
54	91701-06035-00	PIN, CLEVIS	1	
55	91490-16020-00	PIN, COTTER	1	
56	95303-12800-00	NUT (CROWN)	2	
57	92901-12100-00	WASHER, SPRING	2	
58	(5V4-27442-00-00)	BRACKET 2	1	

CONTINUED ON NEXT FRAME ➤

Ref. No.	Part Number	Description	Qty	Remarks
-------------	----------------	-------------	-----	---------



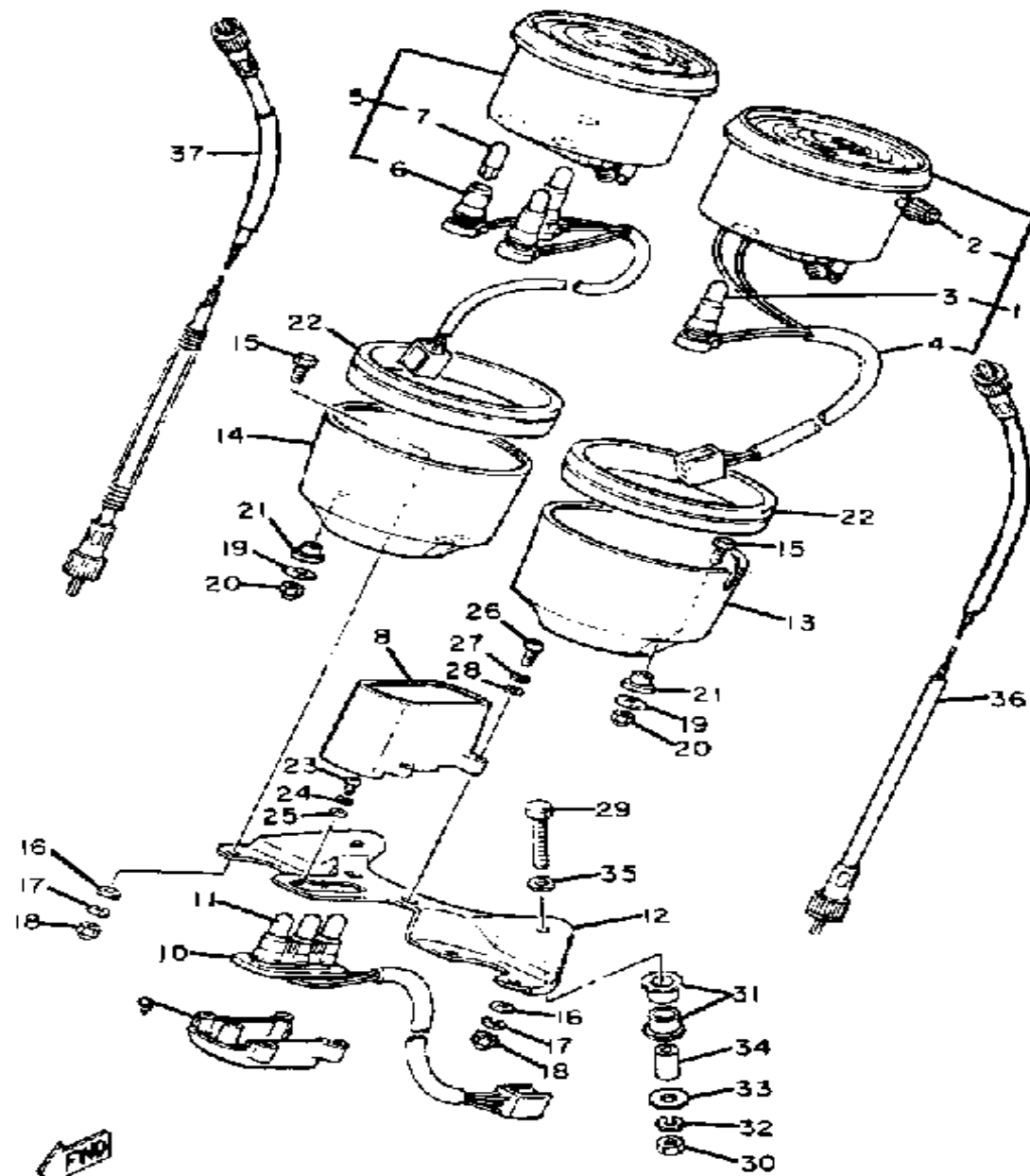
SPEEDOMETER-TACHOMETER



Ref. No.	Part Number	Description	Qty	Remarks
1	5H1-83570-A0-00	SPEEDOMETER ASSEMBLY ..	1	
2	584-83578-71-00	. KNOB, TRIP METER	1	
3	4G1-84744-00-00	. BULB, MTR.12V3.4W	1	
4	10M-83520-20-00	. SOCKET CORD ASSEMBLY ..	1	
5	3X4-83540-00-00	TACHOMETER ASSEMBLY ...	1	
6	(10M-83509-10-00)	SOCKET CORD ASSEMBLY ..	1	
7	4G1-84744-00-00	. BULB, MTR.12V3.4W	3	
8	3G1-83568-A0-00	PILOT BOX, UPPER	1	
9	2G2-83569-A0-00	PILOT BOX, LOWER	1	
10	3G1-83509-01-00	SOCKET CORD ASSEMBLY ..	1	
11	4G1-84744-00-00	BULB, MTR.12V3.4W	3	
12	2M0-83519-00-00	BRACKET, METER	1	
13	4H1-83507-00-00	COVER, SPEEDOMETER	1	
14	4H1-83508-00-00	COVER, TACHOMETER	1	
15	584-83546-00-00	BOLT	4	
16	92906-06200-00	WASHER	4	
17	92906-06100-00	WASHER, SPRING	4	
18	95306-06800-00	NUT	4	
19	90201-052E2-00	WASHER, PLATE	4	
20	95306-05800-00	NUT (CROWN)	4	
21	584-83523-00-00	DAMPER	4	
22	3H3-83513-00-00	DAMPER	2	
23	98580-04008-00	SCREW, PAN HEAD	1	
24	92901-04100-00	WASHER, SPRING	1	
25	92901-04600-00	WASHER, PLATE	1	
26	98506-04012-00	SCREW, PAN HEAD	4	
27	92906-04100-00	WASHER, SPRING	4	
28	92906-04600-00	WASHER, PLATE	4	
29	97006-06040-00	BOLT	2	

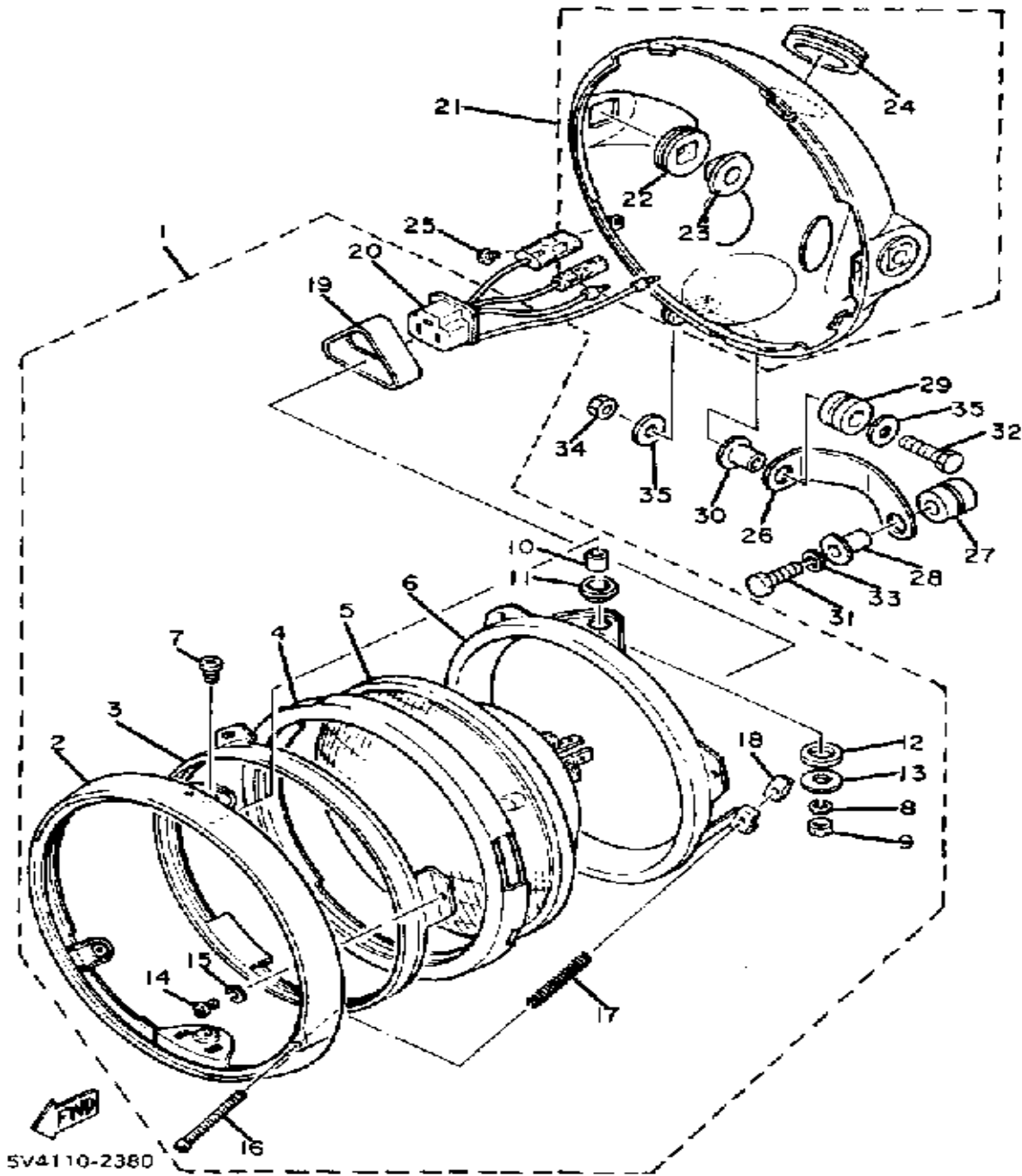
CONTINUED ON NEXT FRAME ➤

SPEEDOMETER-TACHOMETER



5V4110-2370

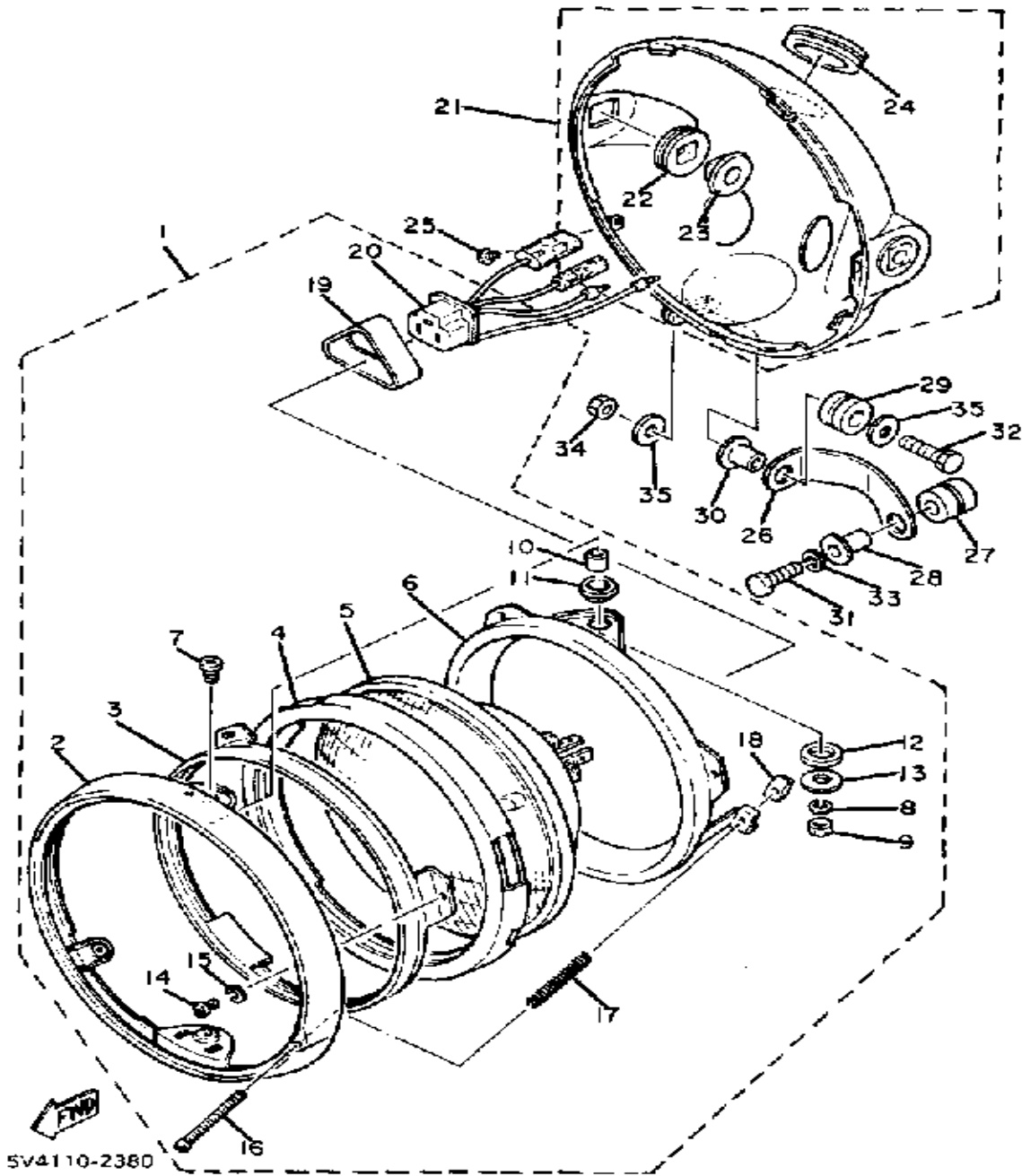
Ref. No.	Part Number	Description	Qty	Remarks
30	95380-06600-00	NUT	2	
31	584-83541-00-00	DAMPER	4	
32	92995-06100-00	WASHER, SPRING	1	
33	90201-06067-00	WASHER, PLATE	2	
34	90387-06249-00	COLLAR	2	
35	92906-06600-00	WASHER	2	
36	34X-83550-01-00	SPEEDOMETER CABLE ASSEMBLY	1	
37	447-83560-01-00	TACHOMETER CABLE	1	



HEADLIGHT

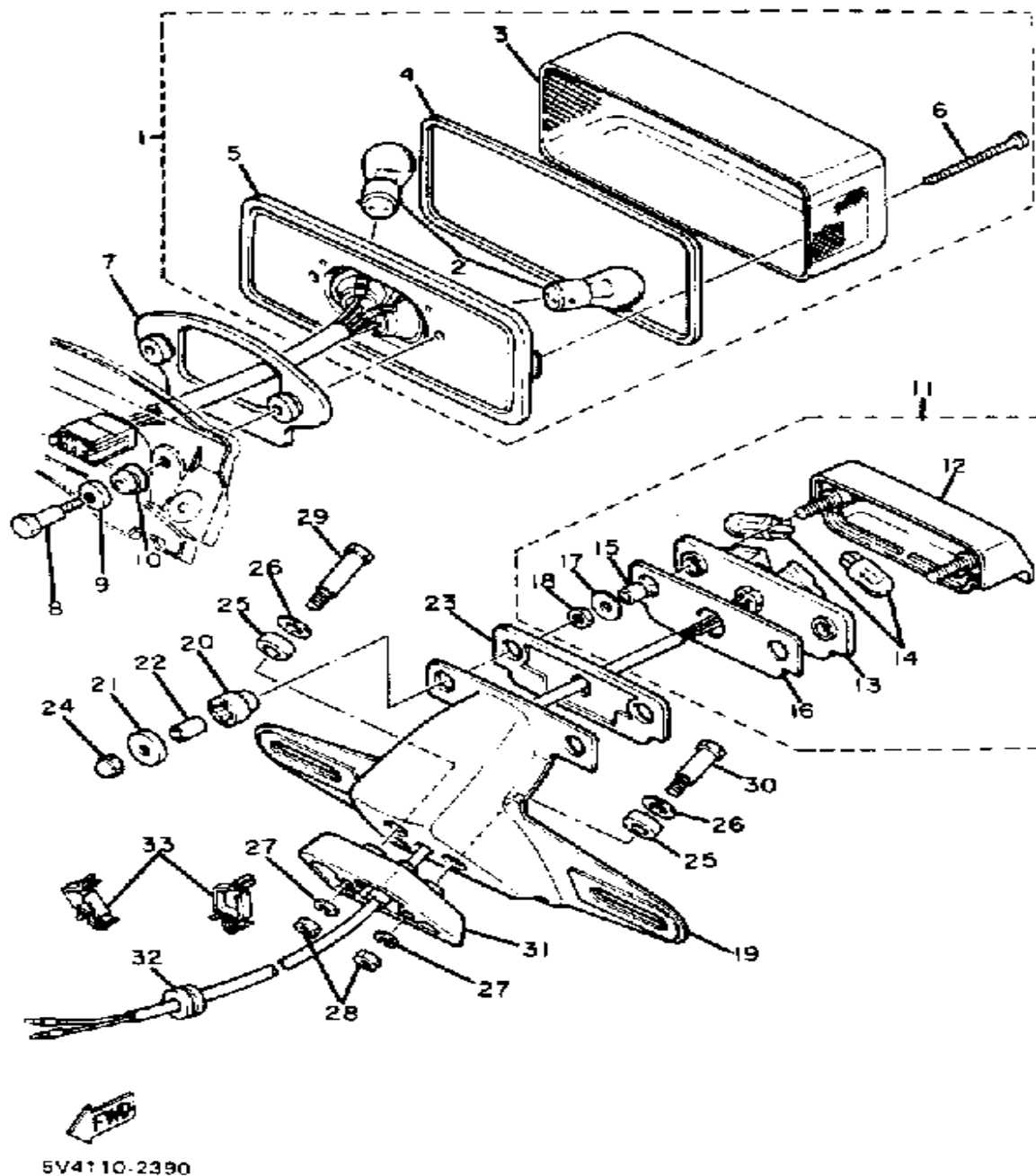
Ref. No.	Part Number	Description	Qty	Remarks
1	584-84310-61-00	HEADLIGHT UNIT ASSEMBLY .	1	
2	341-84315-40-00	. RIM, HEADLIGHT	1	
3	447-84395-60-00	. RING, RETAINING	1	
4	447-84322-60-00	. GASKET, LENS	1	
5	341-84320-60-00	. LENS ASSEMBLY	1	
6	447-84394-69-00	. RING, MOUNTING	1	
7	98511-05020-00	. SCREW, PAN HEAD	2	
8	92990-05100-00	. WASHER, SPRING	2	
9	95380-05600-00	. NUT	2	
10	584-84392-60-00	. COLLAR 1	2	
11	584-84393-60-00	. DAMPER	2	
12	584-84399-60-00	. DAMPER, MNTNG RNG 1 ...	2	
13	90201-05032-00	. WASHER, PLATE	2	
14	98580-04008-00	. SCREW, PAN HEAD	3	
15	92901-04100-00	. WASHER, SPRING	3	
16	447-84331-61-00	. SCREW, RIM ADJUSTING ...	1	
17	447-84332-60-00	. SPRING, SCREW	1	
18	198-84334-60-00	. NUT, ADJUSTING	1	
19	341-84397-61-00	. COVER, SOCKET	1	
20	371-84312-60-00	. SOCKET	1	
21	584-84330-61-5R	BODY ASSEMBLY	1	CHROME PLATED (BLACK)
22	584-84345-60-00	. DAMPER, HEADLIGHT	2	
23	584-84338-60-00	. COLLAR, BODY FTNG	2	
24	214-84153-60-00	. GROMMET, WIREHERNESS .	3	
25	90152-05005-00	SCREW, COUNTERSUNK	2	
26	2M0-84318-00-00	STAY, HEADLIGHT 1	1	
27	90480-14244-00	GROMMET	1	
28	90387-07549-00	COLLAR	1	

CONTINUED ON NEXT FRAME ➤



HEADLIGHT

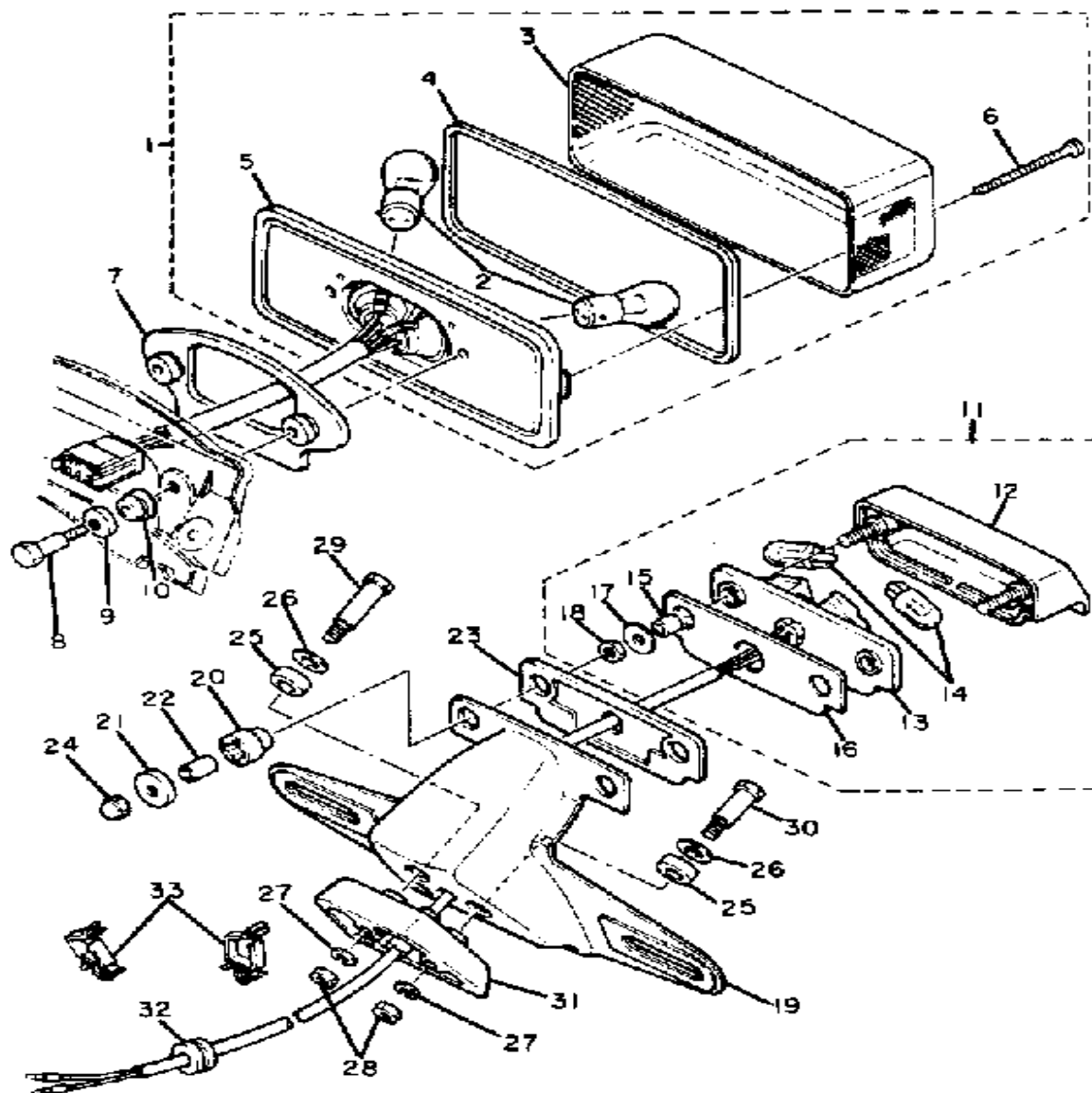
Ref. No.	Part Number	Description	Qty	Remarks
29	90480-14023-00	GROMMET	1	
30	90387-06388-00	COLLAR	1	
31	97011-06025-00	BOLT (97001-06025)	1	
32	97026-06030-00	BOLT	1	
33	92995-06100-00	WASHER, SPRING	1	
34	95316-06600-00	NUT	1	
35	90201-063J2-00	WASHER, PLATE	2	



TAILLIGHT

Ref. No.	Part Number	Description	Qty	Remarks
1	3G1-84710-60-00	TAILLIGHT UNIT ASSEMBLY ..	1	
2	256-84714-61-00	. BULB (12V-27/8W)	2	
3	1A8-84721-61-00	. LENS, TAILLIGHT	1	
4	1A0-84723-60-00	. GASKET, TAIL LENS	1	
5	3G1-84710-60-00	. TAILLIGHT UNIT ASSEMBLY .	1	
6	98580-04055-00	. SCREW, LENS FITTING	2	
7	3G1-84712-00-00	SEAT, BASE	1	
8	3G1-84726-00-00	SCREW	2	
9	2H7-84754-00-00	WASHER, SPECIAL	2	
10	90480-16113-00	GROMMET	2	
11	14V-84745-60-00	LICENSE LITE ASSEMBLY ...	1	
12	1UJ-84745-A0-00	. LICENSE LITE ASSEMBLY ..	1	
13	3F9-84741-00-00	. BASE, LICENSE LIGHT	1	
14	3F9-84744-00-XX	. BULB, METER 12V3.8W	2	
15	(3J2-84757-00-00)	COLLAR, LCNSE BRKT	2	
16	(3J2-84772-00-00)	WASHER	1	
17	3J2-84754-00-00	. WASHER, SPECIAL	2	
18	95311-05700-00	. NUT	2	
19	14V-84751-00-33	BRACKET, LICENSE	1	YAMAHA BLACK
20	3F9-84553-00-00	DAMPER	2	
21	5U5-84754-00-00	WASHER, SPECIAL	2	
22	3F9-84757-00-00	COLLAR, LCNSE BRKT	2	
23	3F9-84742-00-00	SEAT, BASE	1	
24	95306-05800-00	NUT (CROWN)	2	
25	3G1-84753-60-00	DAMPER	3	
26	92990-08200-00	WASHER, PLAIN	3	
27	92995-06100-00	WASHER, SPRING	3	
28	95380-06600-00	NUT	3	
29	3G1-84761-00-00	BOLT	1	

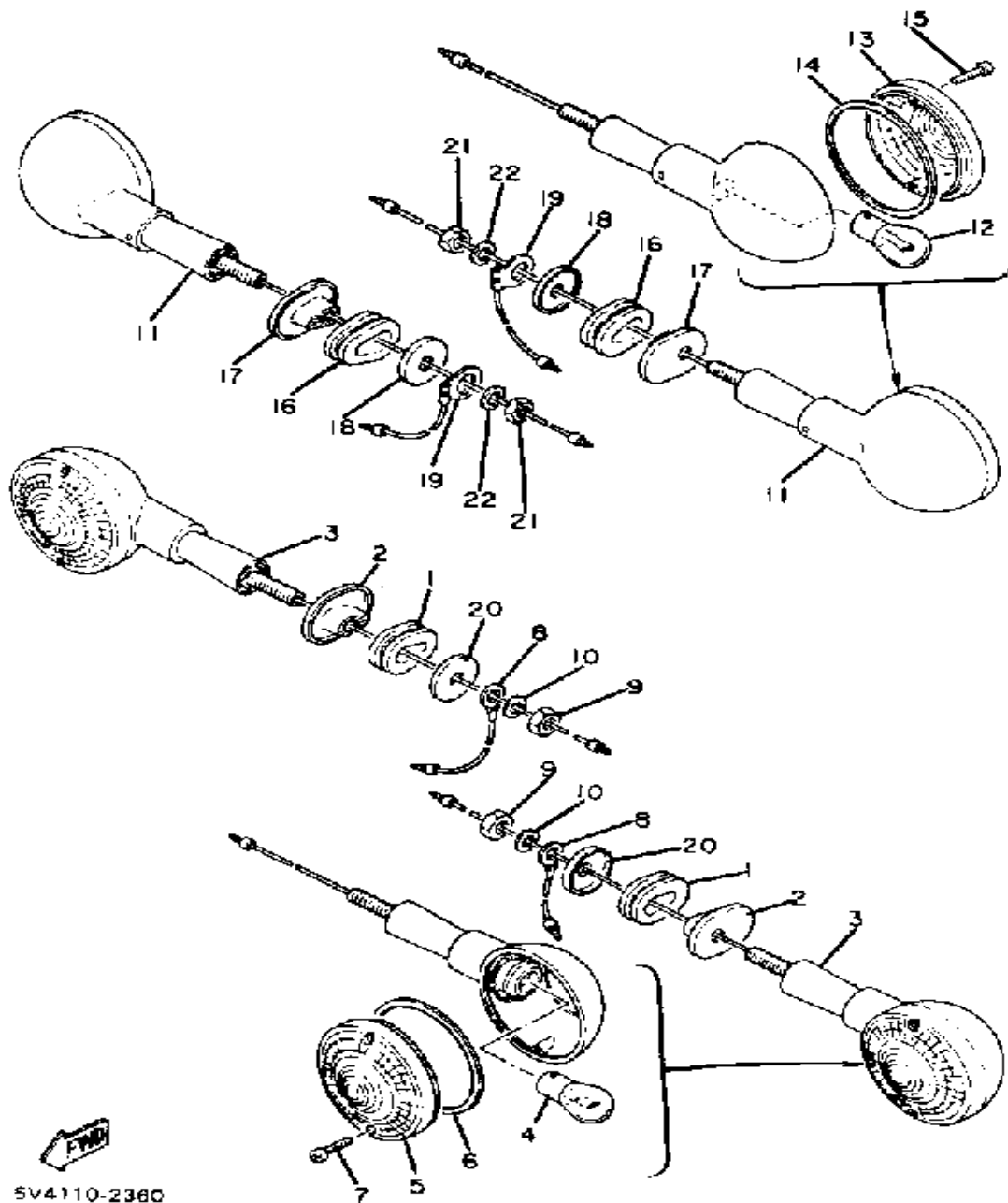
CONTINUED ON NEXT FRAME ➤



5V41 10-2390

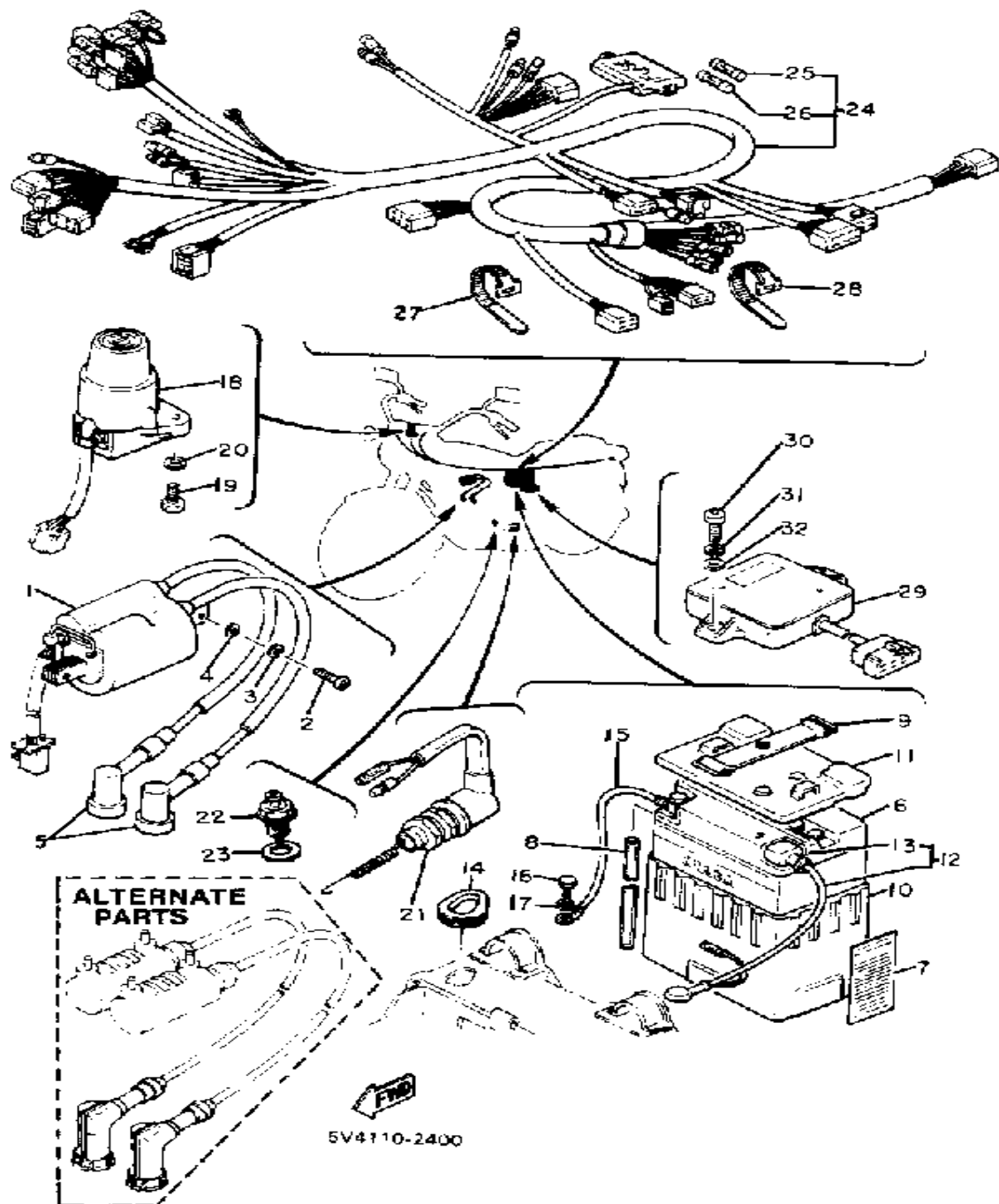
TAILLIGHT

Ref. No.	Part Number	Description	Qty	Remarks
30	90109-06655-00	BOLT	2	
31	3G1-84753-00-00	DAMPER	1	
32	90480-15061-00	GROMMET	1	
33	90464-16021-00	CLAMP	2	



FLASHER LIGHT

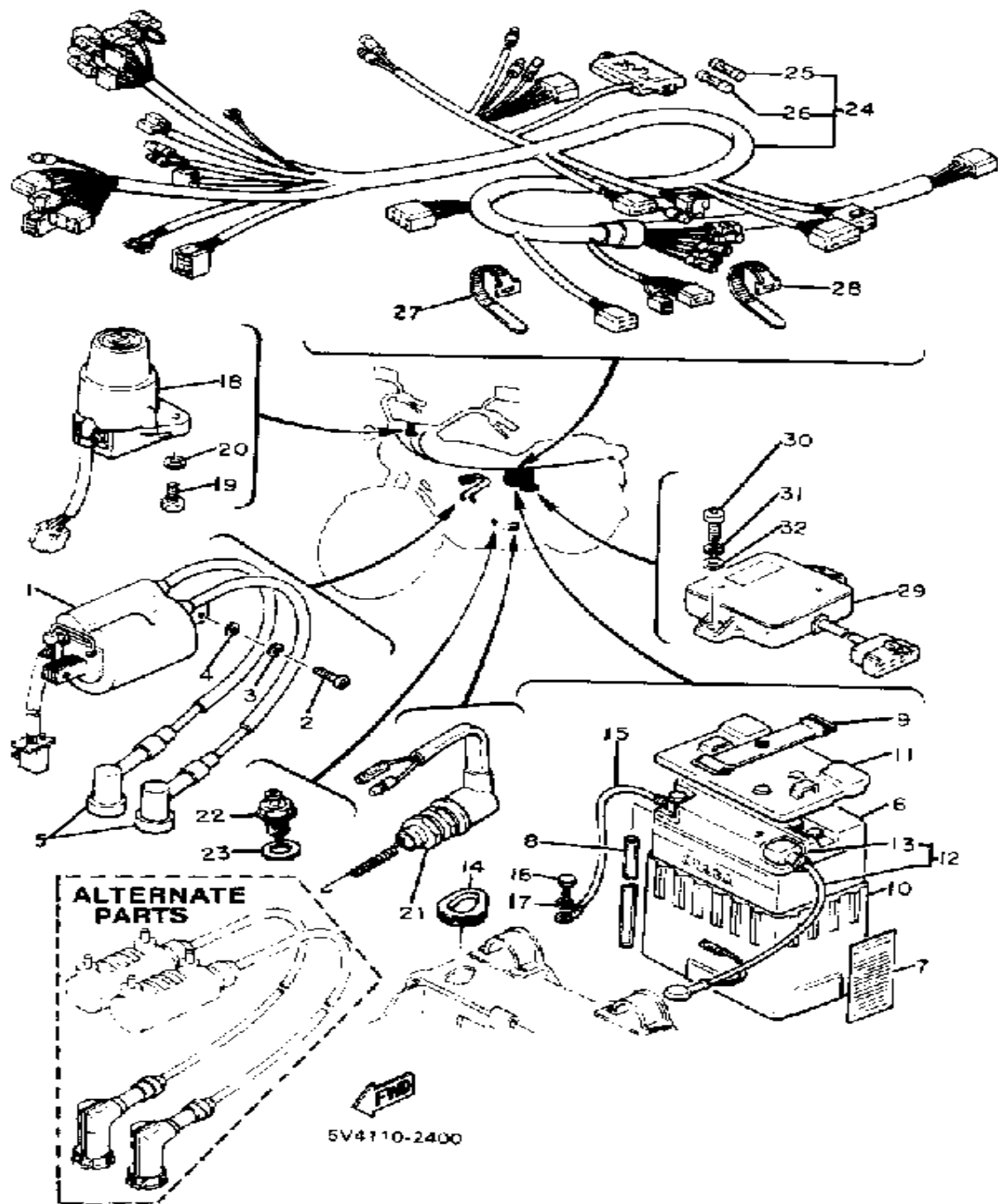
Ref. No.	Part Number	Description	Qty	Remarks
1	256-83321-00-00	DAMPER, FLASHER 1	2	
2	5V4-83316-00-00	COLLAR, FLASHER 1	2	
3	5U5-83310-K0-00	FRT FLSHR LITE ASSEMBLY .	2	
4	256-83311-70-XX	. BULB, TS 12V27W	1	
5	1A0-83312-K0-00	. LENS, FLASHER	1	
6	3Y6-83313-00-00	. GASKET, FLSHR LENS	1	
7	341-83333-70-00	. SCREW, LENS FITTING	2	
8	256-84313-01-00	WIRE, EARTH	2	
9	95333-08600-00	NUT	2	
10	92990-08100-00	WASHER	2	
11	5V4-83330-E0-00	R FLSHR LITE ASSEMBLY ...	2	
12	256-83311-70-XX	. BULB, TS 12V27W	1	
13	1A0-83312-K0-00	. LENS, FLASHER	1	
14	3Y6-83313-00-00	. GASKET, FLSHR LENS	1	
15	341-83333-70-00	. SCREW, LENS FITTING	2	
16	256-83321-00-00	DAMPER, FLASHER 1	2	
17	5V4-83316-00-00	COLLAR, FLASHER 1	2	
18	90209-08028-00	WASHER, SPEC'L SHAP	2	
19	447-83336-01-00	CORD	2	
20	90209-08098-00	WASHER, SPEC'L SHAP	2	
21	95333-08600-00	NUT	2	
22	92990-08100-00	WASHER	2	



ELECTRICAL 1

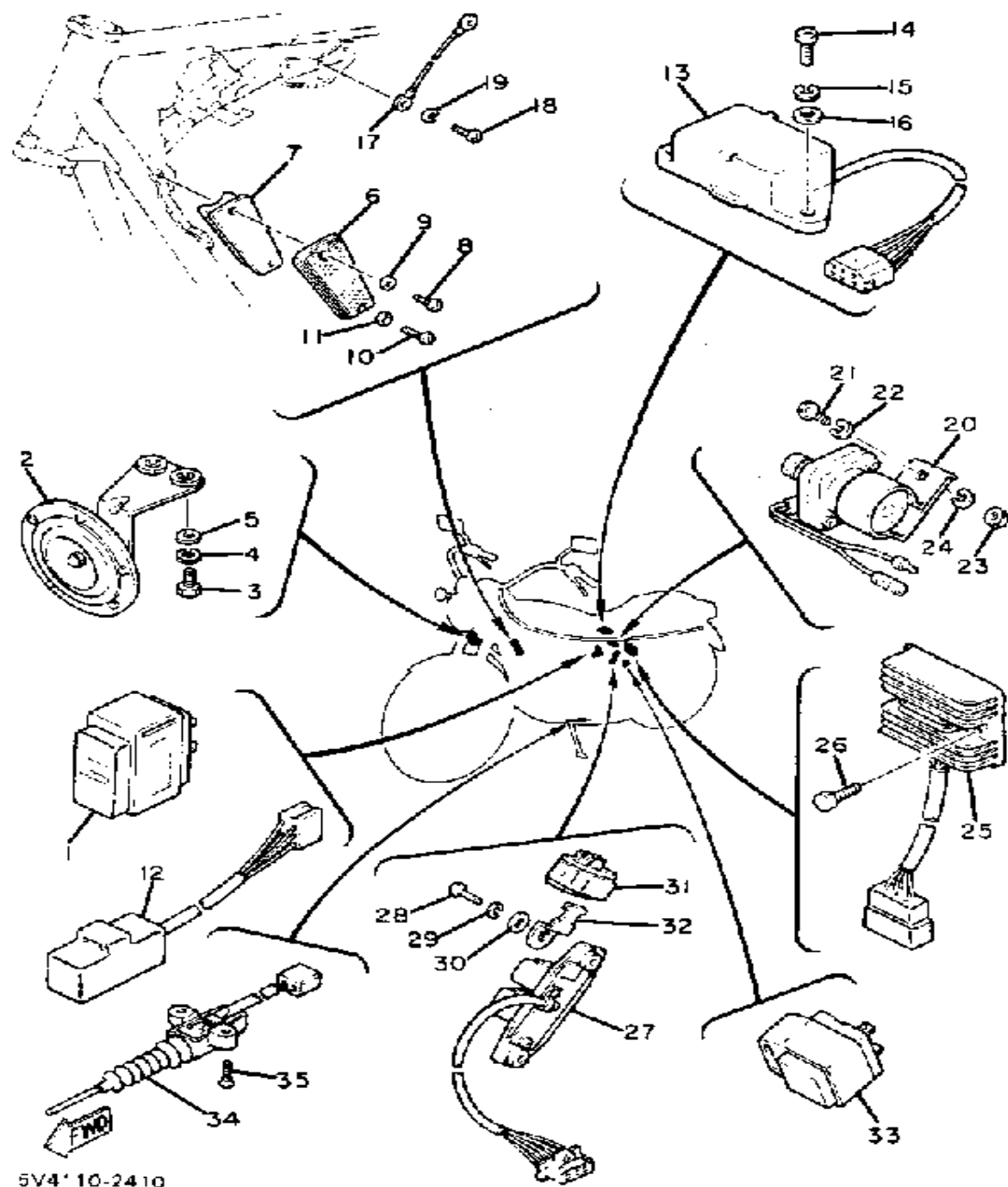
Ref. No.	Part Number	Description	Qty	Remarks
1	4M4-82310-60-00	IGNITION COIL ASSEMBLY ...	1	
2	98511-06025-00	SCREW PAN HEAD (92501-06025)	2	
3	92995-06100-00	WASHER, SPRING	2	
4	92901-06600-00	WASHER	2	
5	256-82370-00-00	PLUG CAP ASSEMBLY	2	
	512-82370-10-00	PLUG CAP ASSEMBLY	2	ALTERNATE PARTW/NOISE SUPPRESSOR
6	BTY-YB14L-A2-00	BATTERY ASSEMBLY (YB14L-A2)	1	
7	118-82141-09-00	LABEL, BATTERY	1	
8	90445-08582-00	HOSE	1	
9	120-82131-00-00	BAND, BATTERY	1	
10	447-82122-00-00	SEAT, BATTERY	1	
11	2M0-82129-00-00	COVER, BATTERY	1	
12	447-82115-01-00	WIRE, PLUS LEAD	1	
13	447-82119-00-00	. COVER, LEAD WIRE	1	
14	(447-82128-00-00)	BRACKET, BATTERY	1	
15	447-82116-00-00	WIRE, MINUS LEAD	1	
16	97013-06012-00	BOLT	1	
17	92995-06100-00	WASHER, SPRING	1	
18	3JV-82501-00-00	MAIN SWITCH STEERING LOCK	1	
19	97011-06016-00	BOLT	2	
20	92901-06600-00	WASHER	2	
21	533-82530-02-00	STOP SWITCH ASSEMBLY ...	1	
22	136-82540-00-00	NEUTRAL SWITCH ASSEMBLY	1	
23	90201-12790-00	WASHER, PLATE	1	
24	5V4-82590-50-00	WIRE HARNESS ASSEMBLY ..	1	

CONTINUED ON NEXT FRAME ➤



ELECTRICAL 1

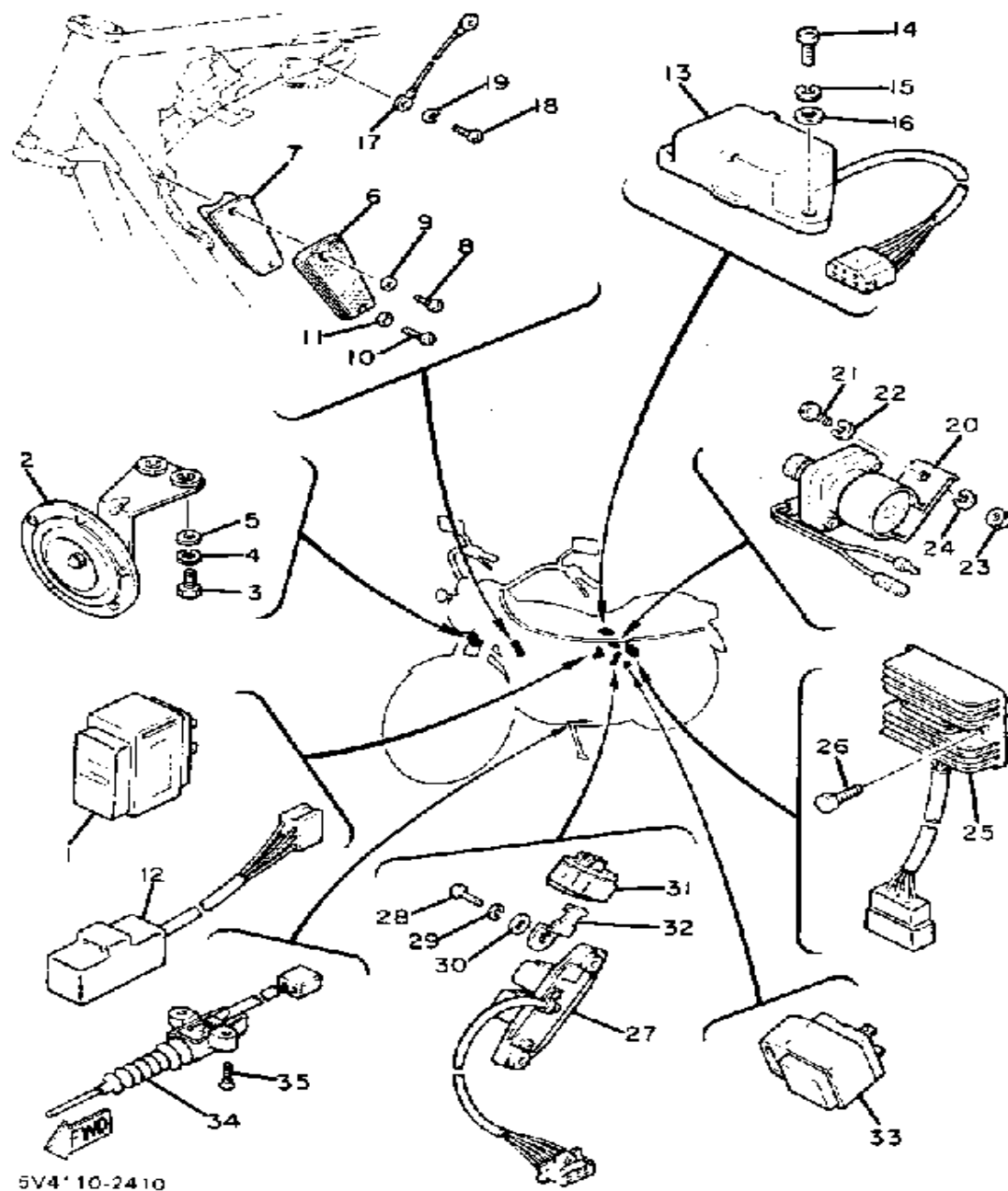
Ref. No.	Part Number	Description	Qty	Remarks
25	116-82151-00-00	. FUSE (10A)	3	
26	1A0-82161-00-00	. FUSE (20A) (148-82151-00-00)	1	
27	25G-83936-01-00	BAND, SWITCH CORD	4	
28	437-83936-11-00	BAND, SWITCH CORD	1	
29	5V4-82305-10-00	IGNITOR UNIT ASSEMBLY 1 ..	1	
30	98511-06025-00	SCREW PAN HEAD (92501-06025)	2	
31	92995-06100-00	WASHER, SPRING	2	
32	90201-06067-00	WASHER, PLATE	2	

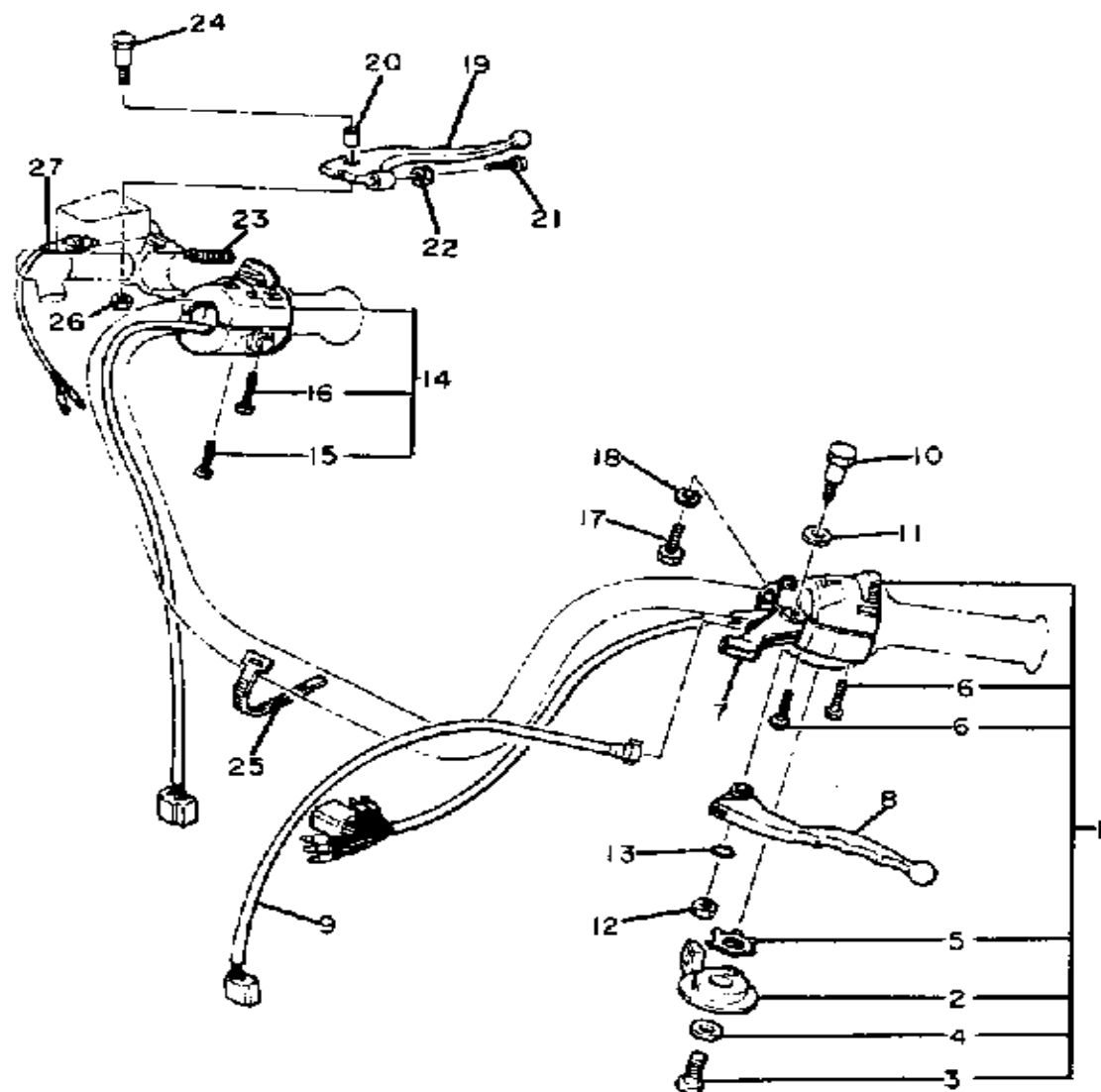


ELECTRICAL 2

Ref. No.	Part Number	Description	Qty	Remarks
1	3G1-83350-70-00	FLASHER RELAY ASSEMBLY .	1	
2	2M0-83371-51-00	HORN	1	
3	97001-08025-00	BOLT (1NV)	2	
4	92990-08100-00	WASHER	2	
5	90201-08107-00	WASHER, PLATE	2	
6	3G1-85110-00-00	FRT REFLECTOR ASSEMBLY .	2	
7	3G1-85127-00-00	BASE, REFLECTOR	2	
8	98503-04014-00	SCREW, PAN HEAD	2	
9	92901-04600-00	WASHER, PLATE	2	
10	98503-04014-00	SCREW, PAN HEAD	2	
11	92901-04600-00	WASHER, PLATE	2	
12	1A0-83395-03-00	FLASHER CANCL UNIT	1	
13	1T3-84308-00-00	RSRV LTNG UNIT ASSEMBLY .	1	
14	98580-06018-00	SCREW, PAN HEAD	2	
15	92995-06100-00	WASHER, SPRING	2	
16	92901-06600-00	WASHER	2	
17	256-81615-00-00	WIRE, LEAD	1	
18	98580-06008-00	SCREW, PAN HEAD	1	
19	92995-06100-00	WASHER, SPRING	1	
20	447-81940-10-00	STARTER SWITCH ASSEMBLY	1	
21	98503-06014-00	SCREW, PAN HEAD (92502-06016)	1	
22	92995-06100-00	WASHER, SPRING	1	
23	95380-06700-00	NUT	2	
24	92995-06100-00	WASHER, SPRING	2	
25	3G1-81960-A1-00	RECTIFIER/REG ASSEMBLY ..	1	
26	(90109-06558-00)	BOLT	2	
27	2F0-81950-50-00	RELAY ASSEMBLY	1	
28	98580-06030-00	SCREW PAN HEAD	2	

CONTINUED ON NEXT FRAME ➤





5V4110-2420

HANDLE SWITCH-LEVER

Ref. No.	Part Number	Description	Qty	Remarks
1	5V4-83973-00-00	SWITCH, HANDLE 3	1	
2	4H7-83941-00-00	. LEVER, STARTER	1	
3	98506-06008-00	. SCREW, PAN HEAD (92506-06008-00)	1	
4	92990-06200-00	. WASHER	1	
5	90209-10131-00	. WASHER	1	
6	98506-05030-00	. SCREW, PAN HEAD	2	
7	3Y6-82911-00-00	HOLDER, LEVER 1	1	
8	2H0-83912-30-00	LEVER L	1	
9	3Y6-82917-00-00	SWITCH	1	
10	2H7-83945-00-00	BOLT, LEVER	1	
11	90201-08083-00	WASHER, PLATE	1	
12	95601-06100-00	NUT, U	1	
13	93210-11368-00	O-RING	1	
14	2L0-83975-01-98	SWITCH, HANDLE 2LR	1	LOW GLOSS BLACK
15	98501-05030-00	. SCREW, PAN HEAD	1	
16	98501-05040-00	. SCREW, PAN HEAD (98502-05040)	1	
17	97006-06022-00	BOLT	1	
18	92906-06100-00	WASHER, SPRING	1	
19	2H7-83922-20-00	LEVER R	1	
20	90386-08094-00	BUSH, SPEC'L NYLON	1	
21	90149-06131-00	SCREW	1	
22	90170-06010-00	NUT	1	
23	90501-10312-00	SPRING, COMPRESSION	1	
24	90109-06465-00	BOLT	1	
25	437-83936-01-00	BAND, SWITCH CORD	4	
26	95601-06100-00	NUT, U	1	
27	1A0-83980-30-00	STOP SWITCH ASSEMBLY	1	

XS650SJ 1982 SERVICE DATA

This bulletin replaces M81-037. Please remove and destroy bulletin M81-037. ▲ Denotes a change from the original bulletin.

MODEL — IBM I.D. NUMBER	XS650SJ	5V4
Initial Engine Number / Frame Number	5V4-000101 / 5V4-000101	
Basic Color(s)	New Yamaha Black	
Fuel Type / Fuel Tank Capacity / Reserve Capacity	Regular / 11.5 Lit. / 2.3 Lit.	
Dry Vehicle Weight	212 kg	
ENGINE TYPE	4-Stroke, Air-Cooled, SOHC, Parallel Twin	
Bore/Stroke/Number Cylinders/Displacement (cc)	75mm / 74mm / 2 / 653cc	
Compression Ratio/Compression Pressure Min~Max	8.7:1 / 9.5 ~ 11.5 kg/cm ²	
Piston Skirt Clearance New / Max	0.050 ~ 0.055mm / 0.1mm	
Ring End Gap Top / 2nd / 3rd	0.2 ~ 0.4mm / 0.2 ~ 0.4mm / 0.3 ~ 0.9mm	
Valve Clearance (Cold) Intake / Exhaust	0.06mm / 0.15mm	
Oil Pressure Hot / rpm	ø	
Oiling System	Wet Sump	
Capacity: Dry	2500cc	
Oil and Filter Change	2000cc	
Oil Change	2000cc	
Lubricant: Temp. Above 5°C (40°F)	Yamalube 4* or SAE 20W40 SE	
Temp. Below 15°C (60°F)	Yamalube 4* or SAE 20W40 SE	
AUTOLUBE — Min Stroke / Color Code	ø	
Minimum Output @ 200 Cycles	ø	
Maximum Output @ 200 Cycles	ø	
CARBURETOR — Mtr. / Type / I.D. Number	Mikuni / BS34 / 5V4-00	
Main Jet / Pilot Jet	132.5 / 42.5	
Needle Jet / Jet Needle-Clip Position	Y-O / 5HX12 Fixed	
Slide Cutaway or Throttle Valve	135	
Float Level / Fuel Level	▲ 22 ± 1.0mm / 1.0 ± 1.0mm	
Idle rpm	1200	
Max CO* / Max HC* / Set CO	5.0% / 500 ppm / 2.0% (All Settings @ Idle)	
SUSPENSION		
Front Forks: Oil Type / Level / Qty	10 Wt. Fork Oil* / ø / 169cc	
Gas Pressure	ø	
Spring Length Std	482mm	
Monoshock: Oil Type / Qty	ø	
Gas Pressure	ø	
Minimum Brake Lining Thickness	Front: 1.0mm Rear: 2.0mm	
Tire Size (Nominal Pressure)	F: 3.50S19 (1.6 kg/cm ²) R: 130/90-16 67S (2.0 kg/cm ²)	
TRANSMISSION — Oil Type/Qty Chg/Qty Reassemble	See ENGINE Above	
Primary Drive Type / Teeth / Ratio	Spur Gear / 72-27 / 2.666	
Secondary Drive Type / Teeth / Chain	Chain / 34-17 / DID530HDS-104L	
Clutch Friction Plate Thickness Std ~ Min	3.0 ~ 2.7mm	
Clutch Spring Length Std ~ Min	42.8 ~ 41.8mm	
Middle Gear Case Capacity	ø	
Final Gear Case Capacity	ø	
Gear Case Lubricant: Temp. Above 5°C (40°F)	ø	
Temp. Below 15°C (60°F)	ø	
All Weather Conditions	ø	

SERVICE COPY	SER MGR	MECH	MECH	MECH	BINDER
OFFICE COPY	GEN MGR	SALES	PARTS	BINDER	PAGE 1 OF 2

CHARGING SYSTEM	AC Generator / 3-Phase / Full Wave
Battery: Model / Specific Gravity / Charge Rate	Yuasa YB14L-A2 (12V 14AH) / 1.28 / 1.4A
Maximum Output	14V 16A @ 5000 rpm
TROUBLESHOOTING	
Field Coil Color Code / Ω	Rotor: Grn~Bm/5.3Ω ± 10% Stator: Wht~Wht/0.46Ω ± 10%
Charge Coil Color Code / Ω	ø
IGNITION SYSTEM	Transistor Controlled Ignition
Ignition Timing	15° Mark
	Std: 15° @ 1200 rpm Adv: 41° @ Approx. 3200 rpm
Spark Plug Type	NGK BP7ES or Champion N7Y
Spark Plug Gap / Torque / Cap Ω	0.7 ~ 0.8mm / 2.0 m·kg / 5K Ω
Point Gap / Condenser Capacitance	ø / ø
TROUBLESHOOTING	
Ignition Coil Test Gap / Primary Ω / Secondary Ω	6mm / 2.5 Ω ± 10% / 11K Ω ± 20%
Pulser Coil or Pickup Coil Color Code / Ω	Org ~ Blk / Gry ~ Blk / 700 Ω ± 20%
Source Coil Color Code / Ω	ø
LIGHTING SYSTEM	
Headlight / Taillight / Signal Rating	12V50-40W / 12V27-8W / 12V27W
TROUBLESHOOTING	
Lighting Coil Color Code / Ω	ø
TORQUE VALUES	
Front Axle Nut	14 x 1.5: 10.8 m·kg
Front Axle Holder Nut	8 x 1.25: 1.4 m·kg
Rear Axle Nut	16 x 1.5: 15.0 m·kg
Rear Axle Pinch Bolt	ø
Clutch Nut	18 x 1.0: 8.0 m·kg
Drain Plug	30 x 1.5: 4.2 m·kg
Cylinder Head Cover	8 x 1.25: 2.1 m·kg
Cylinder Head:	10 x 1.25: 3.7 m·kg
	6 x 1.0: 0.9 m·kg
Engine Mounting Bolts: Front	10 x 1.25: 4.6 m·kg
Engine, Lower	10 x 1.25: 9.0 m·kg
Rear	10 x 1.25: 4.1 m·kg
Rear, Lower	10 x 1.25: 4.6 m·kg
Engine, Upper	8 x 1.25: 1.8 m·kg 10 x 1.25: 3.0 m·kg

ø = Does Not Apply To This Model
NA = Information Not Available

* Available From Yamaha Parts Distributors Inc.
* For Diagnostic Use Only

SERVICE LITERATURE

PUBLICATION	PART NUMBER	REMARKS
Owner's Manual	LIT-11626-02-90	
Service Manual	LIT-11616-02-90	
Assembly Manual	LIT-11666-02-90	
Consumer Information	LIT-11656-02-90	

CHARGING SYSTEM	AC Generator / 3-Phase / Full Wave
Battery: Model / Specific Gravity / Charge Rate	Yuasa YB14L-A2 (12V 14AH) / 1.28 / 1.4A
Maximum Output	14V 16A @ 5000 rpm
TROUBLESHOOTING	
Field Coil Color Code / Ω	Rotor:Gm~Bm/5.3 Ω \pm 10% Stator:Whi~Whi/0.46 Ω \pm 10%
Charge Coil Color Code / Ω	\emptyset
IGNITION SYSTEM	Transistor Controlled Ignition
Ignition Timing	15° Mark
	Std: 15° @ 1200 rpm Adv: 41° @ Approx. 3200 rpm
Spark Plug Type	NGK BP7ES or Champion N7Y
Spark Plug Gap / Torque / Cap Ω	0.7 ~ 0.8mm / 2.0 m·kg / 5K Ω
Point Gap / Condenser Capacitance	\emptyset / \emptyset
TROUBLESHOOTING	
Ignition Coil Test Gap / Primary Ω / Secondary Ω	6mm / 2.5 Ω \pm 10% / 11K Ω \pm 20%
Pulser Coil or Pickup Coil Color Code / Ω	Org ~ Blk / Gry ~ Blk / 700 Ω \pm 20%
Source Coil Color Code / Ω	\emptyset
LIGHTING SYSTEM	
Headlight / Taillight / Signal Rating	12V50-40W / 12V27-8W / 12V27W
TROUBLESHOOTING	
Lighting Coil Color Code / Ω	\emptyset
TORQUE VALUES	
Front Axle Nut	14 x 1.5: 10.8 m·kg
Front Axle Holder Nut	8 x 1.25: 1.4 m·kg
Rear Axle Nut	16 x 1.5: 15.0 m·kg
Rear Axle Pinch Bolt	\emptyset
Clutch Nut	18 x 1.0: 8.0 m·kg
Drain Plug	30 x 1.5: 4.2 m·kg
Cylinder Head Cover	8 x 1.25: 2.1 m·kg
Cylinder Head:	10 x 1.25: 3.7 m·kg
	6 x 1.0: 0.9 m·kg
Engine Mounting Bolts: Front	10 x 1.25: 4.6 m·kg
Engine, Lower	10 x 1.25: 9.0 m·kg
Rear	10 x 1.25: 4.1 m·kg
Rear, Lower	10 x 1.25: 4.6 m·kg
Engine, Upper	8 x 1.25: 1.8 m·kg 10 x 1.25: 3.0 m·kg

\emptyset = Does Not Apply To This Model

NA = Information Not Available

*Available From Yamaha Parts Distributors Inc.

*For Diagnostic Use Only

SERVICE LITERATURE

PUBLICATION	PART NUMBER	REMARKS
Owner's Manual	LIT-11626-02-90	
Service Manual	LIT-11616-02-90	
Assembly Manual	LIT-11666-02-90	
Consumer Information	LIT-11656-02-90	